

Traffic Report

Traffic Overview from Mon Jan 1 2024 to Wed Jan 31 2024

Vehicle Speed Classes (Mph)

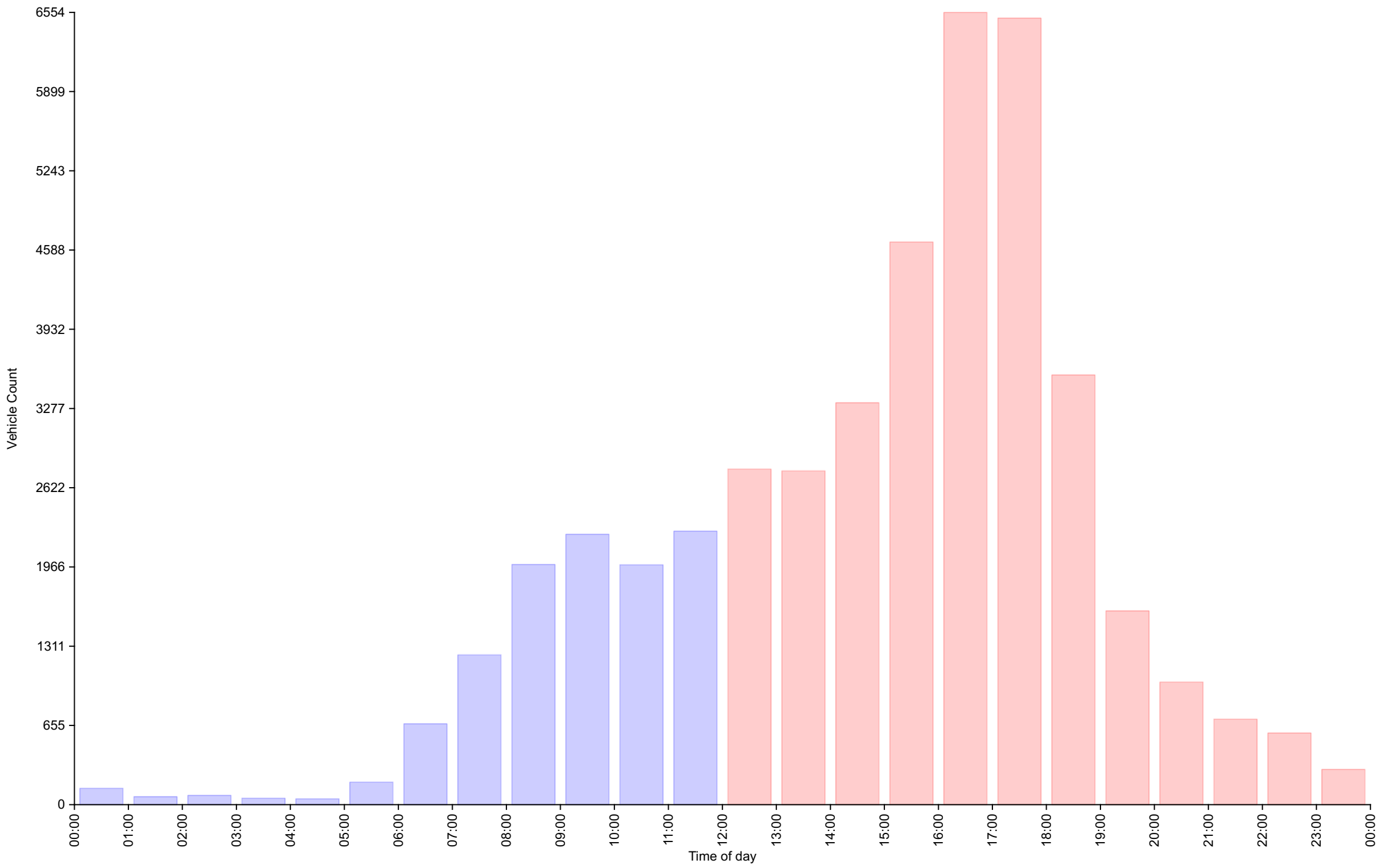
	<15	15 20	20 25	25 30	30 35	35 40	40 45	45 50	50 55	55 60	60 65	65 70	>70	Total	85th Percentile
00:00	4	2	1	23	49	33	11	9	1	1	2	0	0	136	40.2
01:00	0	0	1	11	26	17	4	2	4	0	0	1	0	66	42.1
02:00	4	3	0	6	32	13	5	6	5	1	0	0	2	77	46.2
03:00	7	0	0	5	21	4	4	6	4	2	0	0	1	54	48.0
04:00	1	1	2	5	19	7	3	7	2	1	1	0	0	49	45.8
05:00	0	0	2	27	50	59	31	12	4	2	0	0	0	187	41.7
06:00	24	3	12	97	179	210	89	35	14	4	1	1	0	669	40.5
07:00	8	23	35	182	458	322	149	40	15	5	2	0	1	1240	39.7
08:00	16	29	41	237	745	605	224	63	19	5	2	1	0	1987	39.2
09:00	15	48	38	182	757	784	318	70	19	5	0	1	0	2237	39.8
10:00	20	30	42	190	684	681	253	56	15	8	2	1	3	1985	39.6
11:00	24	39	62	250	884	655	269	61	13	4	1	0	1	2263	39.1
12:00	18	37	47	274	1041	927	324	87	16	2	3	1	0	2777	39.1
13:00	29	27	26	273	1018	878	390	95	17	4	3	2	0	2762	39.9
14:00	12	19	17	323	1271	1071	484	95	23	4	2	1	3	3325	39.8
15:00	12	15	28	394	1750	1600	640	154	39	15	4	2	2	4655	39.8
16:00	5	29	27	652	2952	2064	644	128	35	11	5	0	2	6554	38.4
17:00	13	23	67	1005	3188	1652	450	78	22	7	1	1	0	6507	37.0
18:00	13	3	16	410	1610	1023	347	87	18	22	2	4	0	3555	38.5
19:00	5	2	5	202	656	468	187	57	17	2	2	0	0	1603	39.4
20:00	4	1	3	105	361	332	140	47	10	2	4	2	4	1015	40.2
21:00	6	2	12	76	258	221	84	26	12	7	2	2	0	708	40.1
22:00	15	0	2	52	250	174	63	19	11	4	1	0	2	593	39.8
23:00	26	1	1	23	95	70	43	13	12	2	5	0	1	292	42.3
AM Total	123	178	236	1215	3904	3390	1360	367	115	38	11	5	8		
PM Total	158	159	251	3789	14450	10480	3796	886	232	82	34	15	14		
Total	281	337	487	5004	18354	13870	5156	1253	347	120	45	20	22		
Percent	0.62%	0.74%	1.08%	11.05%	40.52%	30.62%	11.38%	2.77%	0.77%	0.26%	0.10%	0.04%	0.05%		

Time of day

Total Vehicles : 45296
 30th Percentile : 31.1 MPH
 50th Percentile : 33.5 MPH
 85th Percentile : 39.1 MPH
 95th Percentile : 43.2 MPH
 Average Speed : 34.4 MPH
 Highest Speed : 100.3 MPH
 Total Over Speed Limit : 86.5 % (39187 / 45296)

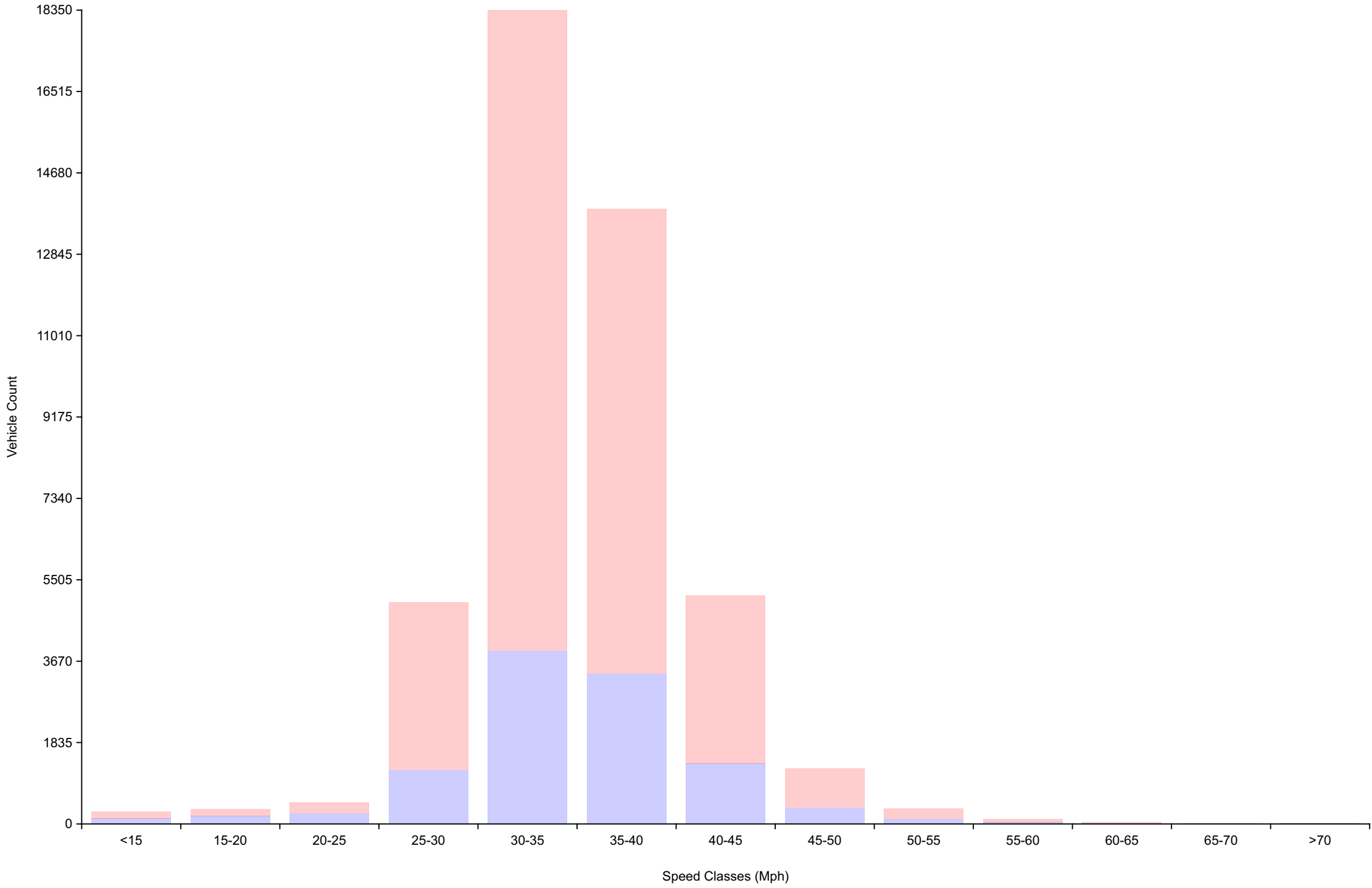
Vehicle Counts By Hour

Traffic Overview from Mon Jan 1 2024 to Wed Jan 31 2024
(60 Minute Resolution)



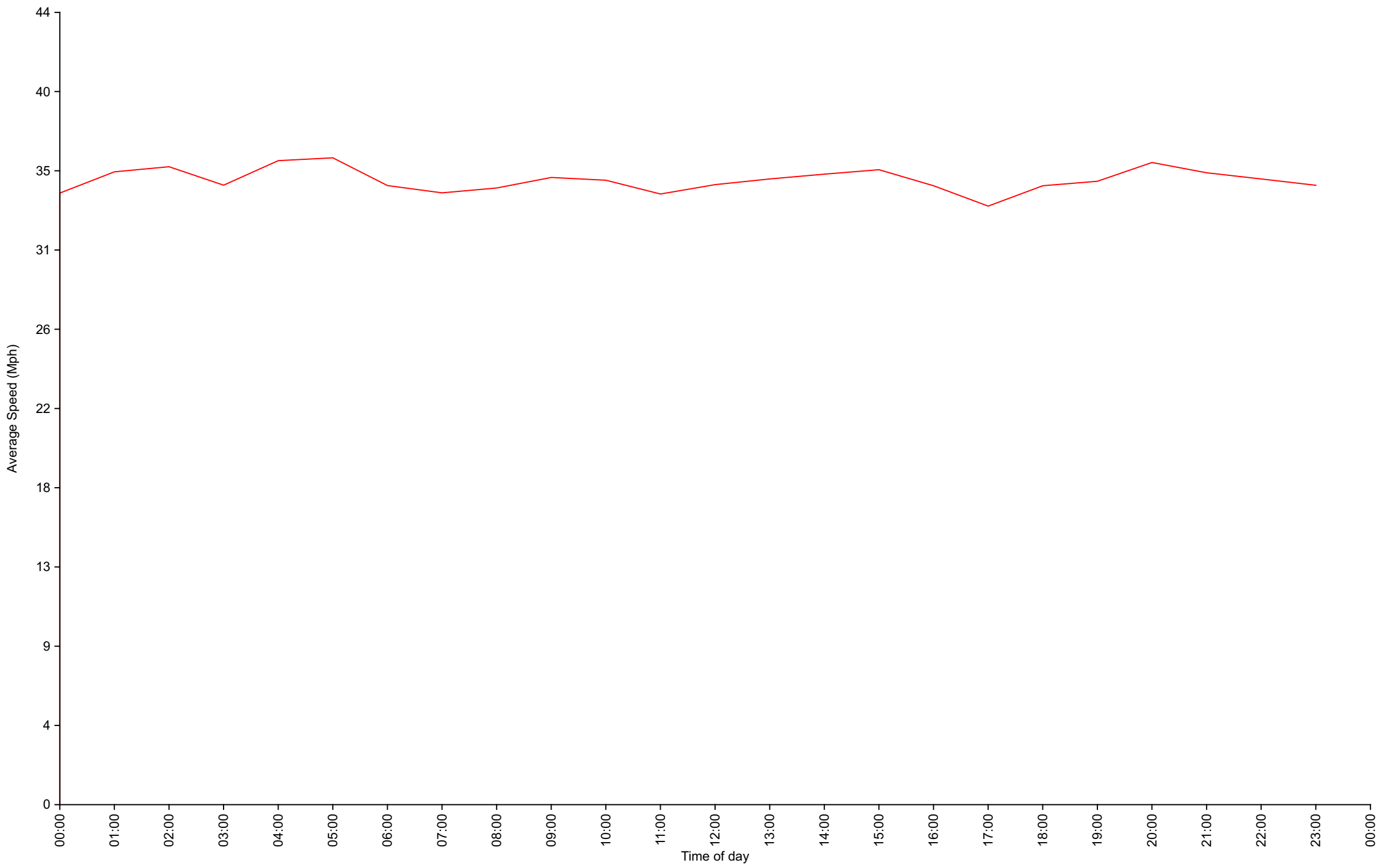
Vehicle Counts By Speed Class

Traffic Overview from Mon Jan 1 2024 to Wed Jan 31 2024



Average Speed By Hour

Traffic Overview from Mon Jan 1 2024 to Wed Jan 31 2024
(60 Minute Resolution)



Cumulative Speed Distribution Curve

Traffic Overview from Mon Jan 1 2024 to Wed Jan 31 2024

