

# Traffic Report

Traffic Overview from Mon Apr 1 2024 to Tue Apr 30 2024

## Vehicle Speed Classes (Mph)

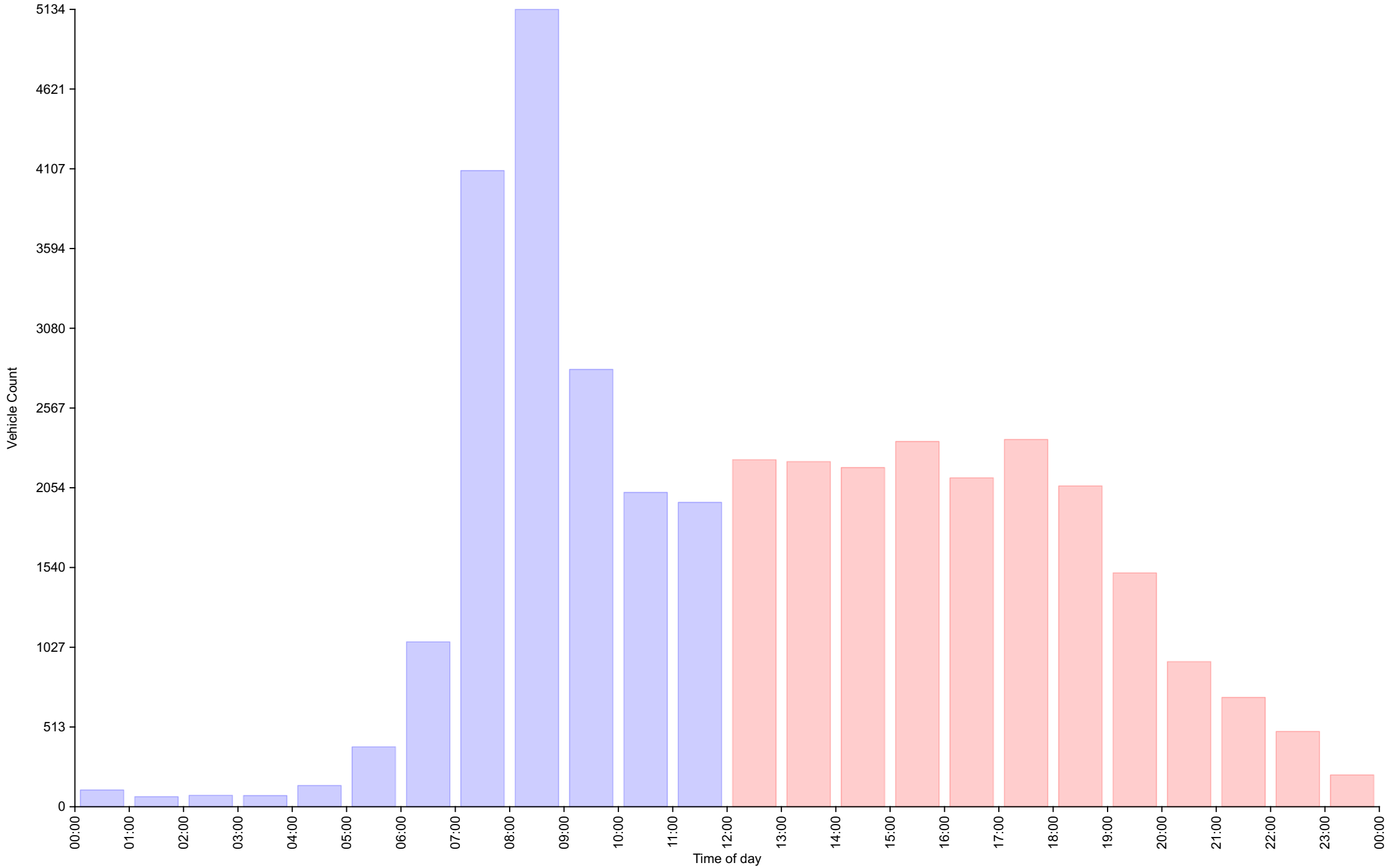
	<15	15 20	20 25	25 30	30 35	35 40	40 45	45 50	50 55	55 60	60 65	65 70	>70	Total	85th Percentile
00:00	1	0	1	33	39	14	11	7	1	0	0	0	1	108	40.0
01:00	0	0	0	18	20	13	7	4	2	1	0	0	0	65	41.2
02:00	2	4	2	22	25	13	3	1	2	0	0	0	0	74	37.0
03:00	4	2	2	5	5	7	26	14	6	1	0	0	0	72	47.7
04:00	5	0	0	23	53	28	12	15	0	1	0	0	0	137	42.7
05:00	11	8	2	45	152	110	45	11	1	0	1	0	0	386	39.0
06:00	7	10	4	94	387	298	146	64	26	20	3	1	2	1062	42.0
07:00	15	26	19	281	1518	1498	579	119	32	7	2	0	0	4096	39.7
08:00	15	32	41	435	2311	1694	463	110	25	6	0	1	1	5134	38.3
09:00	15	29	33	282	1245	847	270	70	15	7	2	1	0	2816	38.5
10:00	21	38	52	311	932	478	139	37	11	1	3	1	0	2024	37.1
11:00	36	41	56	391	853	446	100	22	11	2	1	1	0	1960	36.7
12:00	25	34	66	435	1005	470	144	33	14	5	3	0	1	2235	37.0
13:00	22	39	69	459	950	513	126	27	9	3	5	0	1	2223	36.7
14:00	24	24	48	428	963	494	155	30	10	5	2	1	0	2184	37.1
15:00	13	21	29	431	987	603	192	45	21	5	3	1	1	2352	38.1
16:00	19	22	47	353	927	528	161	45	13	1	1	0	1	2118	37.7
17:00	10	9	41	362	1017	651	216	36	16	2	3	1	1	2365	38.2
18:00	8	20	18	284	819	615	197	69	23	8	3	2	0	2066	38.9
19:00	14	11	22	202	639	383	145	55	22	8	1	1	3	1506	39.3
20:00	7	4	13	180	351	242	93	33	8	0	1	1	2	935	38.9
21:00	2	1	10	190	278	134	58	17	6	4	4	0	0	704	38.0
22:00	1	2	11	132	195	74	41	16	5	2	4	1	1	485	38.8
23:00	1	1	3	51	74	42	14	9	1	7	2	0	0	205	40.2
AM Total	132	190	212	1940	7540	5446	1801	474	132	46	12	5	4		
PM Total	146	188	377	3507	8205	4749	1542	415	148	50	32	8	11		
Total	278	378	589	5447	15745	10195	3343	889	280	96	44	13	15		
Percent	0.75%	1.01%	1.58%	14.60%	42.20%	27.32%	8.96%	2.38%	0.75%	0.26%	0.12%	0.03%	0.04%		

Time of day

Total Vehicles : 37312  
 30th Percentile : 30.4 MPH  
 50th Percentile : 32.7 MPH  
 85th Percentile : 38.4 MPH  
 95th Percentile : 42.6 MPH  
 Average Speed : 33.7 MPH  
 Highest Speed : 94.0 MPH  
 Total Over Speed Limit : 82.1 % (30620 / 37312)

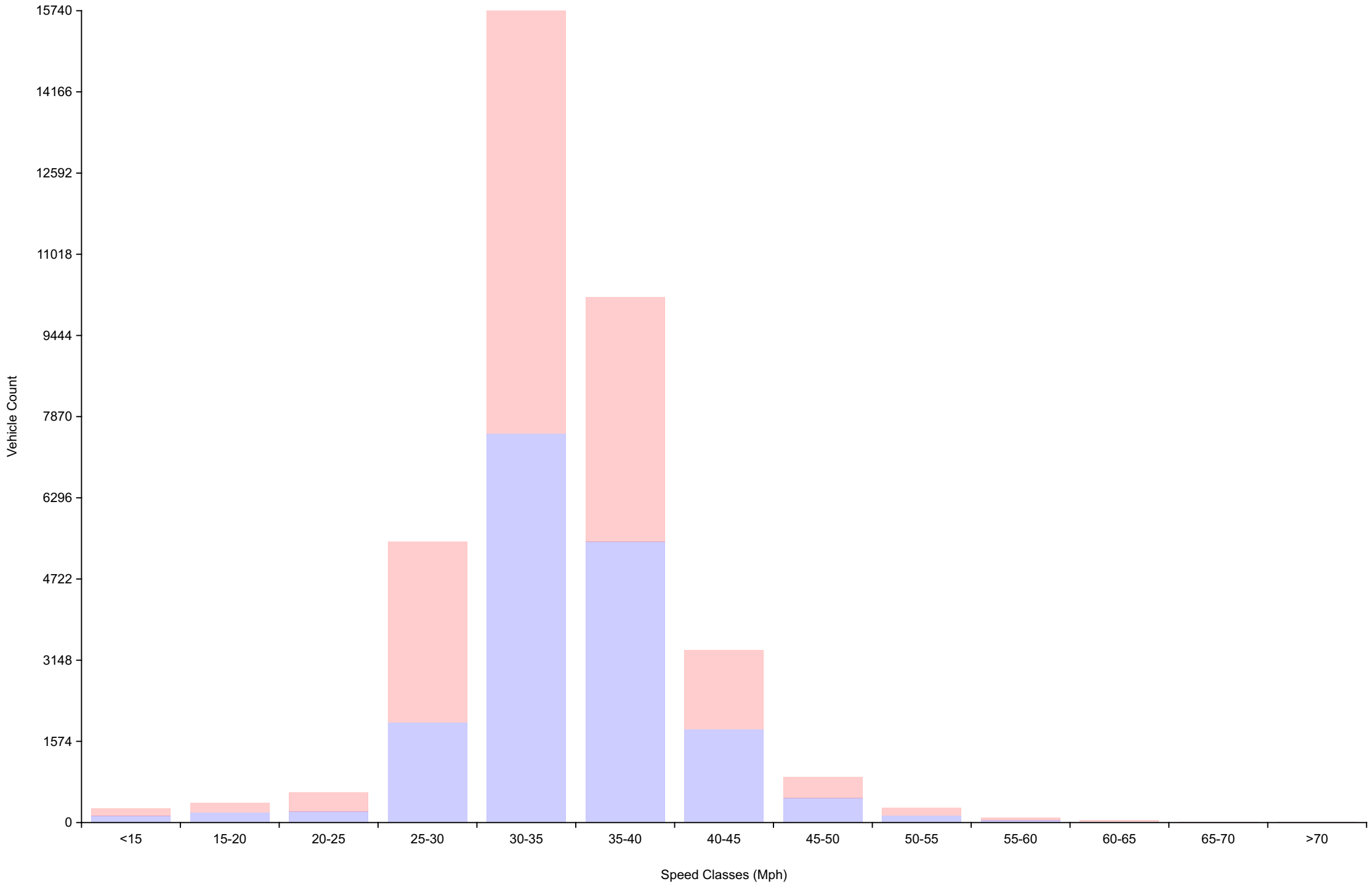
# Vehicle Counts By Hour

Traffic Overview from Mon Apr 1 2024 to Tue Apr 30 2024  
(60 Minute Resolution)



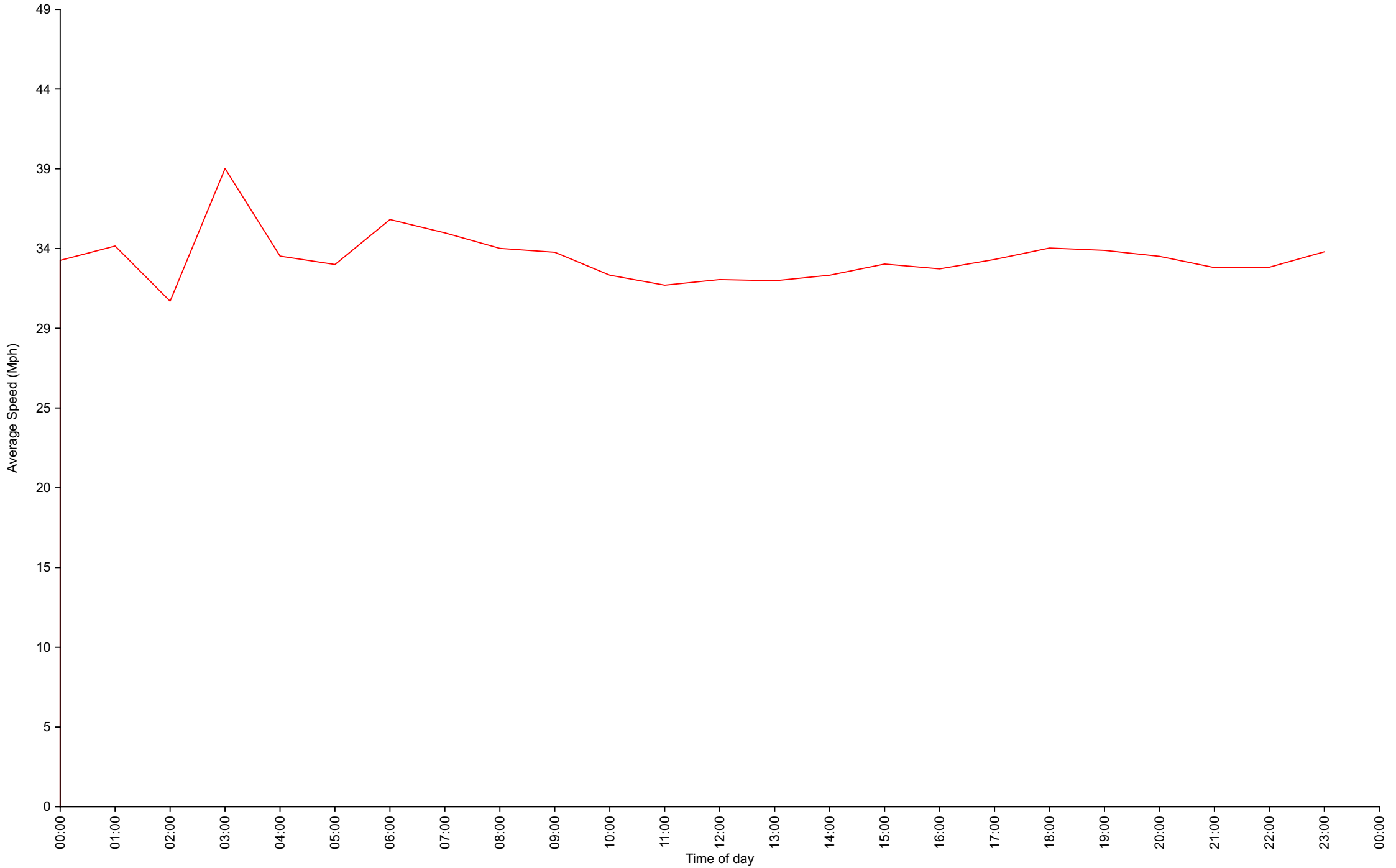
# Vehicle Counts By Speed Class

Traffic Overview from Mon Apr 1 2024 to Tue Apr 30 2024



# Average Speed By Hour

Traffic Overview from Mon Apr 1 2024 to Tue Apr 30 2024  
(60 Minute Resolution)



# Cumulative Speed Distribution Curve

Traffic Overview from Mon Apr 1 2024 to Tue Apr 30 2024

