

Traffic Report

Traffic Overview from Mon Apr 1 2024 to Tue Apr 30 2024

Vehicle Speed Classes (Mph)

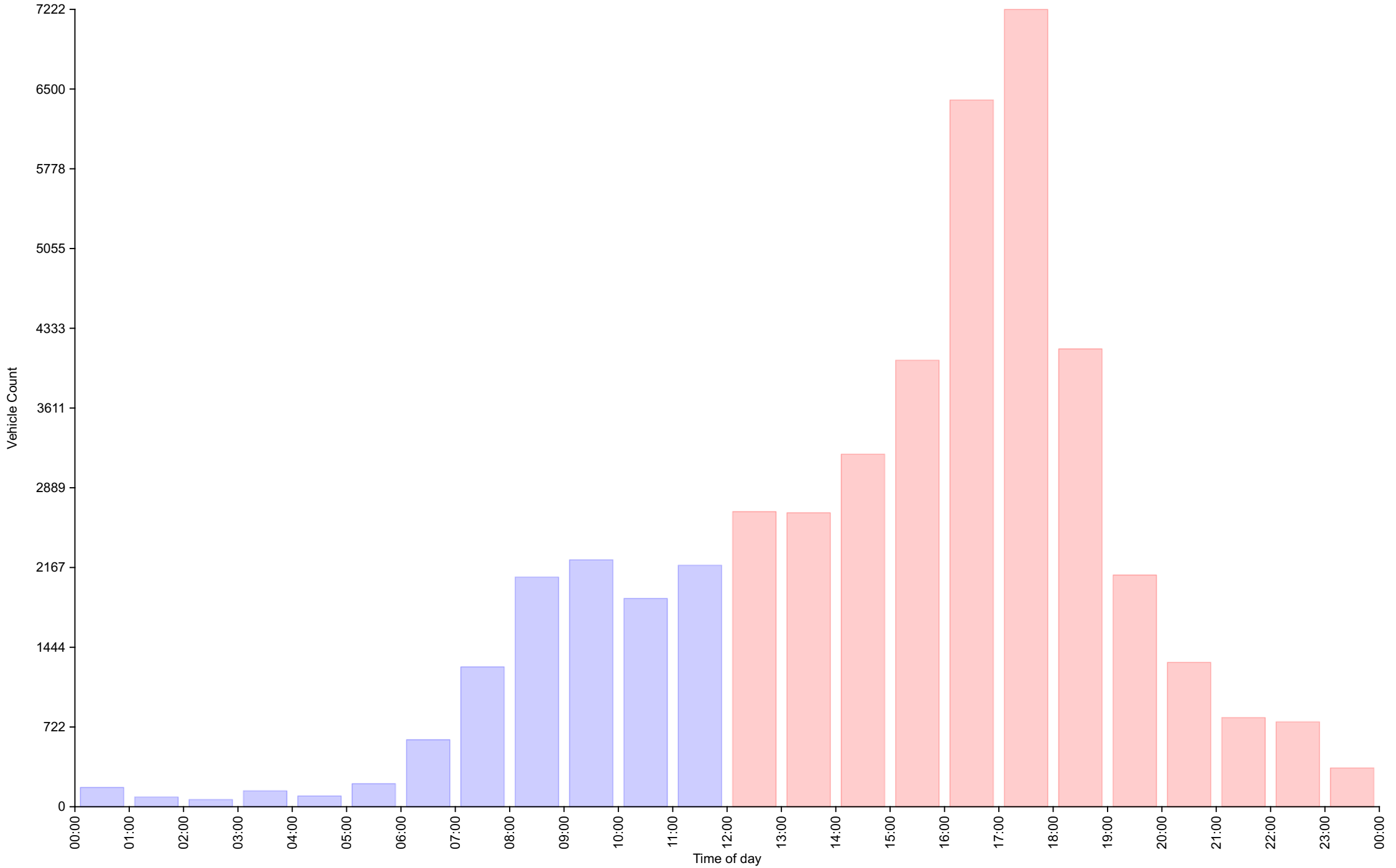
	<15	15 20	20 25	25 30	30 35	35 40	40 45	45 50	50 55	55 60	60 65	65 70	>70	Total	85th Percentile
00:00	6	2	1	29	44	45	25	6	9	4	2	0	2	175	42.6
01:00	5	0	0	8	22	18	20	8	2	2	0	0	4	89	45.6
02:00	15	1	0	7	20	16	3	2	1	1	0	0	0	66	38.3
03:00	10	2	4	30	80	9	5	4	1	0	0	0	0	145	33.7
04:00	7	2	0	23	32	17	9	3	4	1	0	0	0	98	39.8
05:00	2	2	0	30	66	46	30	17	8	6	1	0	1	209	44.6
06:00	23	3	1	56	194	146	107	57	13	5	1	1	0	607	42.9
07:00	7	17	3	64	378	411	252	94	29	8	1	3	0	1267	42.2
08:00	13	13	22	131	718	731	331	76	29	6	3	5	3	2081	40.5
09:00	16	18	20	151	766	797	354	79	27	6	0	3	0	2237	40.1
10:00	14	27	28	186	734	547	257	69	18	5	1	1	0	1887	40.1
11:00	17	34	43	257	843	668	252	53	18	3	0	0	0	2188	39.0
12:00	19	34	39	287	1051	836	298	77	21	7	2	1	1	2673	39.1
13:00	12	26	37	247	1054	856	330	69	21	4	3	2	2	2663	39.3
14:00	14	31	31	323	1234	1043	397	90	22	6	2	0	1	3194	39.4
15:00	19	23	48	362	1497	1346	564	145	29	8	3	1	0	4045	39.9
16:00	8	26	45	461	2387	2315	909	206	33	8	1	1	2	6402	39.7
17:00	9	18	44	443	2800	2548	1049	214	66	17	6	5	3	7222	39.8
18:00	17	8	30	252	1472	1487	653	166	35	15	3	1	8	4147	40.4
19:00	20	14	10	152	714	659	342	115	50	16	6	0	1	2099	41.9
20:00	15	3	13	104	481	431	155	66	22	6	4	3	5	1308	40.4
21:00	5	1	6	95	316	233	94	27	15	7	4	2	3	808	40.0
22:00	20	1	7	91	303	192	95	38	11	4	5	0	3	770	40.5
23:00	13	2	2	43	112	94	46	20	8	3	5	2	2	352	42.1
AM Total	135	121	122	972	3897	3451	1645	468	159	47	9	13	10		
PM Total	171	187	312	2860	13421	12040	4932	1233	333	101	44	18	31		
Total	306	308	434	3832	17318	15491	6577	1701	492	148	53	31	41		
Percent	0.65%	0.66%	0.93%	8.20%	37.06%	33.15%	14.07%	3.64%	1.05%	0.32%	0.11%	0.07%	0.09%		

Time of day

Total Vehicles : 46732
 30th Percentile : 31.9 MPH
 50th Percentile : 34.3 MPH
 85th Percentile : 40.0 MPH
 95th Percentile : 44.2 MPH
 Average Speed : 35.2 MPH
 Highest Speed : 82.6 MPH
 Total Over Speed Limit : 89.6 % (41852 / 46732)

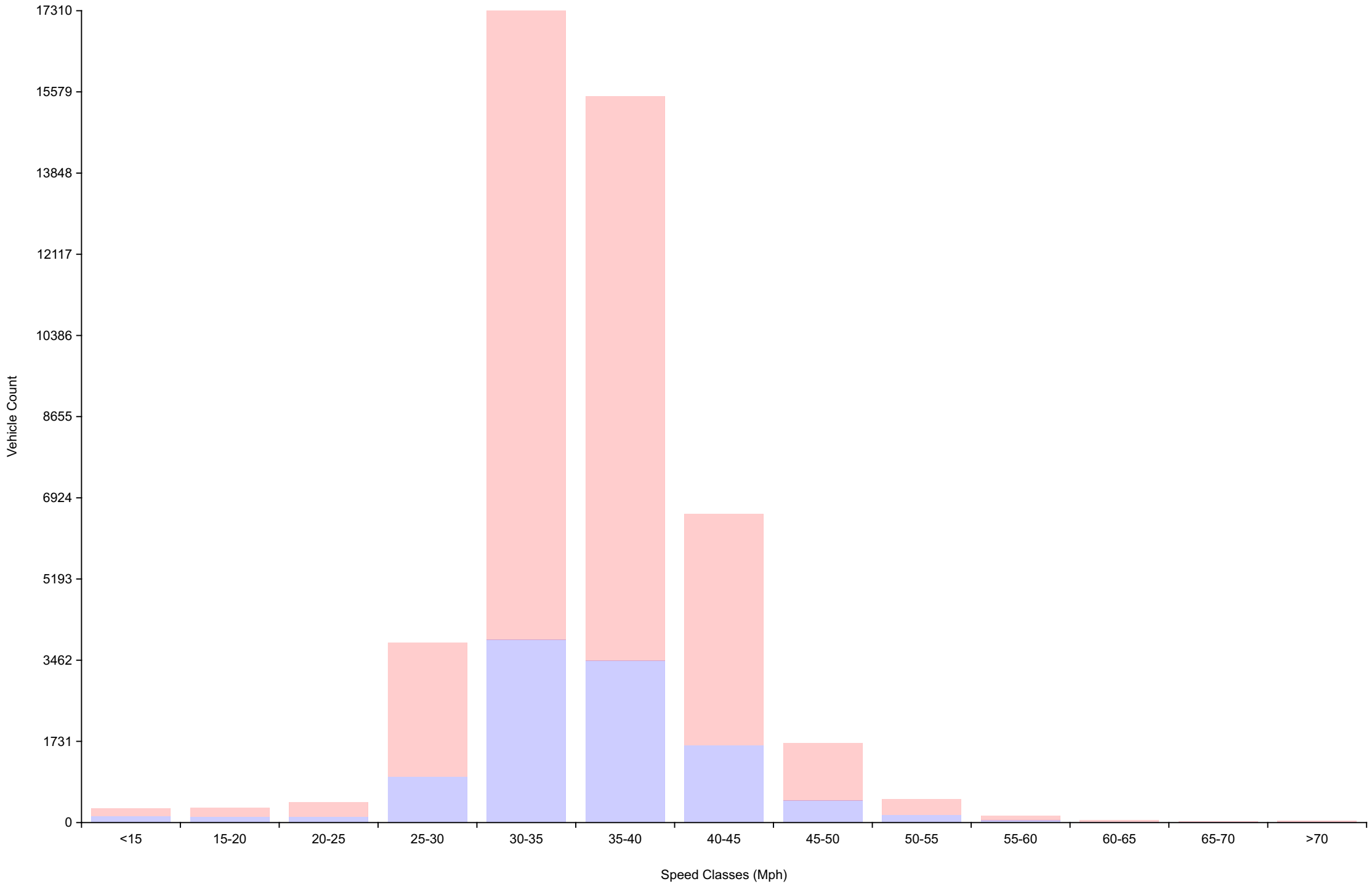
Vehicle Counts By Hour

Traffic Overview from Mon Apr 1 2024 to Tue Apr 30 2024
(60 Minute Resolution)



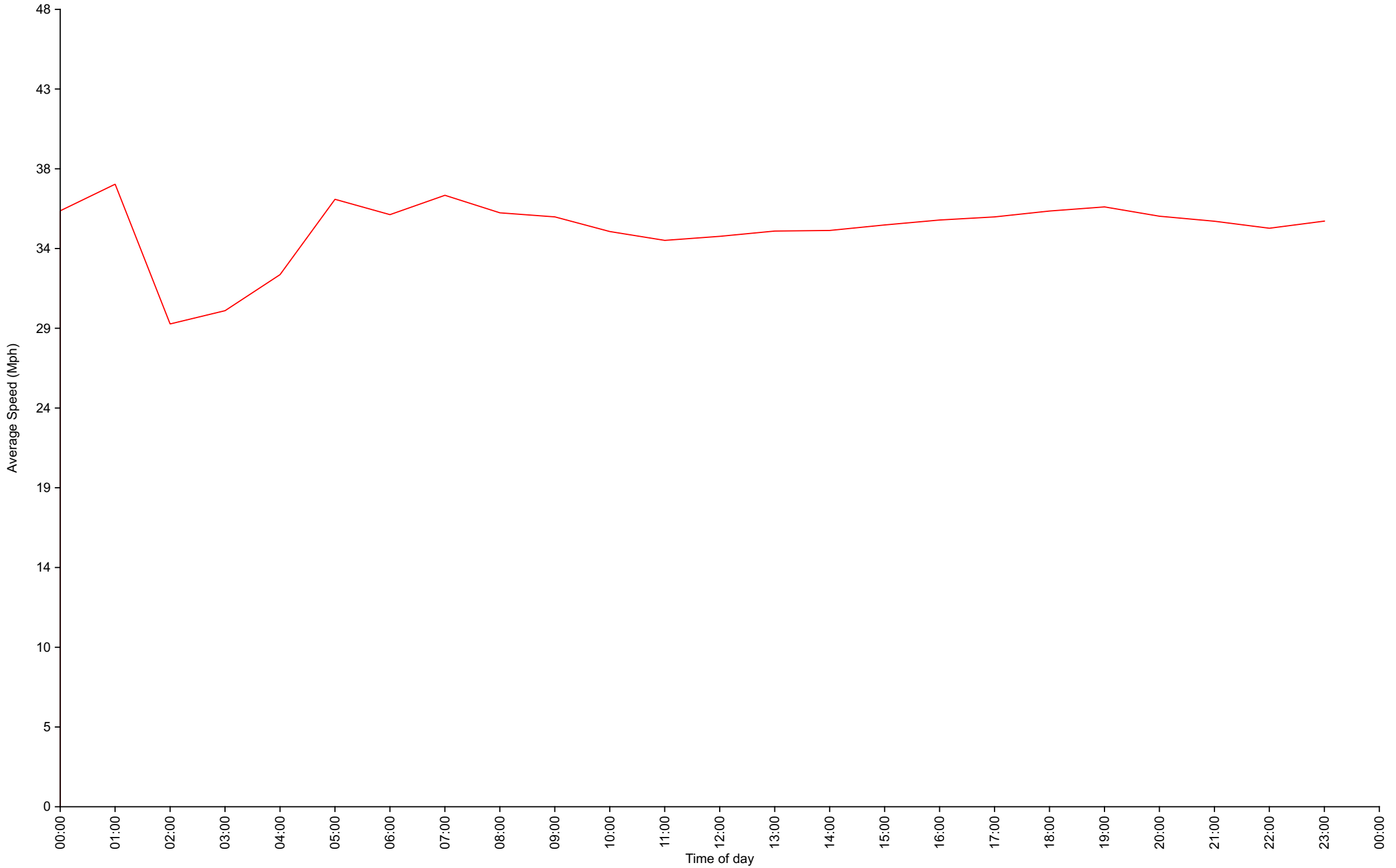
Vehicle Counts By Speed Class

Traffic Overview from Mon Apr 1 2024 to Tue Apr 30 2024



Average Speed By Hour

Traffic Overview from Mon Apr 1 2024 to Tue Apr 30 2024
(60 Minute Resolution)



Cumulative Speed Distribution Curve

Traffic Overview from Mon Apr 1 2024 to Tue Apr 30 2024

