

# Traffic Report

Traffic Overview from Thu Aug 1 2024 to Sat Aug 31 2024

## Vehicle Speed Classes (Mph)

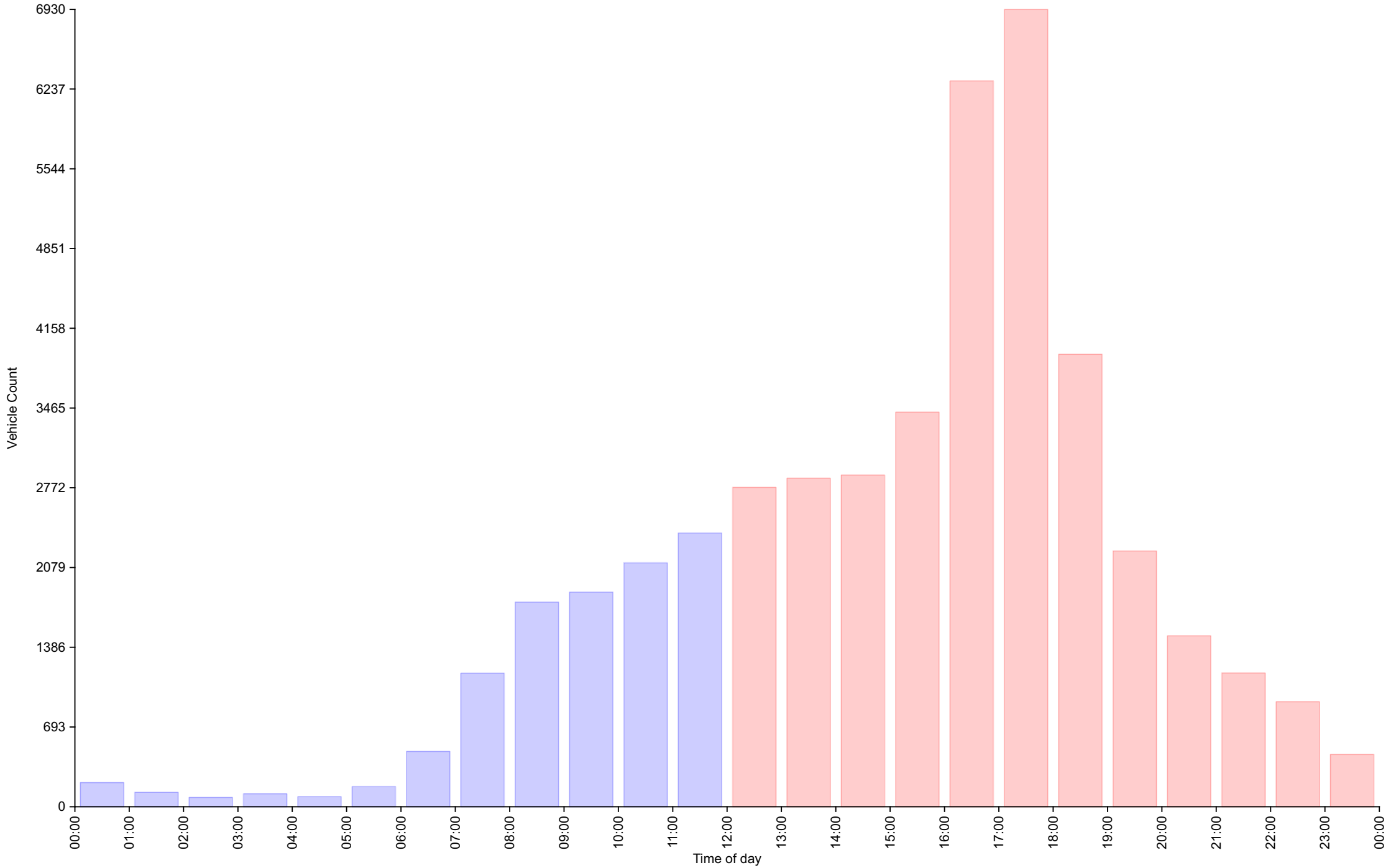
	<15	15 20	20 25	25 30	30 35	35 40	40 45	45 50	50 55	55 60	60 65	65 70	>70	Total	85th Percentile
00:00	5	1	5	33	58	69	20	6	4	2	4	1	<b>2</b>	210	40.7
01:00	4	0	1	17	35	40	20	6	1	2	0	0	0	126	40.7
02:00	17	0	0	6	20	15	15	3	2	2	1	0	0	81	42.9
03:00	2	0	8	16	42	29	11	2	0	2	1	0	0	113	38.7
04:00	6	1	3	14	24	18	11	6	4	0	1	0	0	88	41.9
05:00	8	4	1	33	68	27	16	6	9	3	1	0	0	176	41.5
06:00	16	2	2	31	128	144	106	43	5	2	0	0	2	481	42.7
07:00	12	21	12	80	293	364	260	79	<b>27</b>	<b>10</b>	3	0	0	1161	<b>42.6</b>
08:00	<b>23</b>	22	20	110	565	591	<b>295</b>	<b>112</b>	26	10	<b>5</b>	0	0	1779	41.3
09:00	16	30	25	98	645	693	276	66	10	5	2	0	0	1866	39.8
10:00	12	40	39	184	819	699	237	53	27	9	1	1	0	2121	39.1
11:00	16	<b>47</b>	<b>40</b>	<b>225</b>	<b>919</b>	<b>766</b>	269	71	19	5	0	<b>2</b>	1	<b>2380</b>	39.1
12:00	<b>31</b>	37	<b>49</b>	255	1069	865	353	87	18	7	3	2	0	2776	39.4
13:00	21	40	39	244	1095	913	378	93	26	3	2	0	2	2856	39.7
14:00	10	39	33	229	1141	900	377	117	27	3	6	1	0	2883	39.8
15:00	18	<b>53</b>	26	288	1238	1122	477	137	43	19	<b>7</b>	0	2	3430	40.2
16:00	7	29	39	335	2311	2361	919	216	<b>64</b>	<b>22</b>	5	0	1	6309	39.9
17:00	15	21	48	<b>428</b>	<b>2577</b>	<b>2532</b>	<b>998</b>	<b>228</b>	58	13	5	3	<b>4</b>	<b>6930</b>	39.9
18:00	21	32	31	224	1348	1402	648	162	50	7	3	1	4	3933	40.6
19:00	16	13	30	162	715	728	364	117	54	16	4	4	1	2224	41.4
20:00	21	13	12	136	497	471	235	63	22	6	3	3	4	1486	40.7
21:00	14	8	21	135	407	352	137	57	22	3	1	3	3	1163	40.5
22:00	4	4	9	137	330	272	100	34	10	7	2	2	2	913	40.1
23:00	9	2	7	65	144	131	49	25	12	4	2	<b>5</b>	0	455	<b>41.1</b>
AM Total	137	168	156	847	<b>3616</b>	3455	1536	453	134	52	19	4	5		
PM Total	187	291	344	2638	<b>12872</b>	12049	5035	1336	406	110	43	24	23		
Total	324	459	500	3485	<b>16488</b>	15504	6571	1789	540	162	62	28	28		
Percent	0.71%	1.00%	1.09%	7.59%	<b>35.89%</b>	33.75%	14.30%	3.89%	1.18%	0.35%	0.13%	0.06%	0.06%		

Time of day

Total Vehicles : 45940  
 30th Percentile : 32.0 MPH  
 50th Percentile : 34.5 MPH  
 85th Percentile : 40.2 MPH  
 95th Percentile : 44.5 MPH  
 Average Speed : 35.3 MPH  
 Highest Speed : 101.9 MPH  
 Total Over Speed Limit : 89.6 % (41172 / 45940)

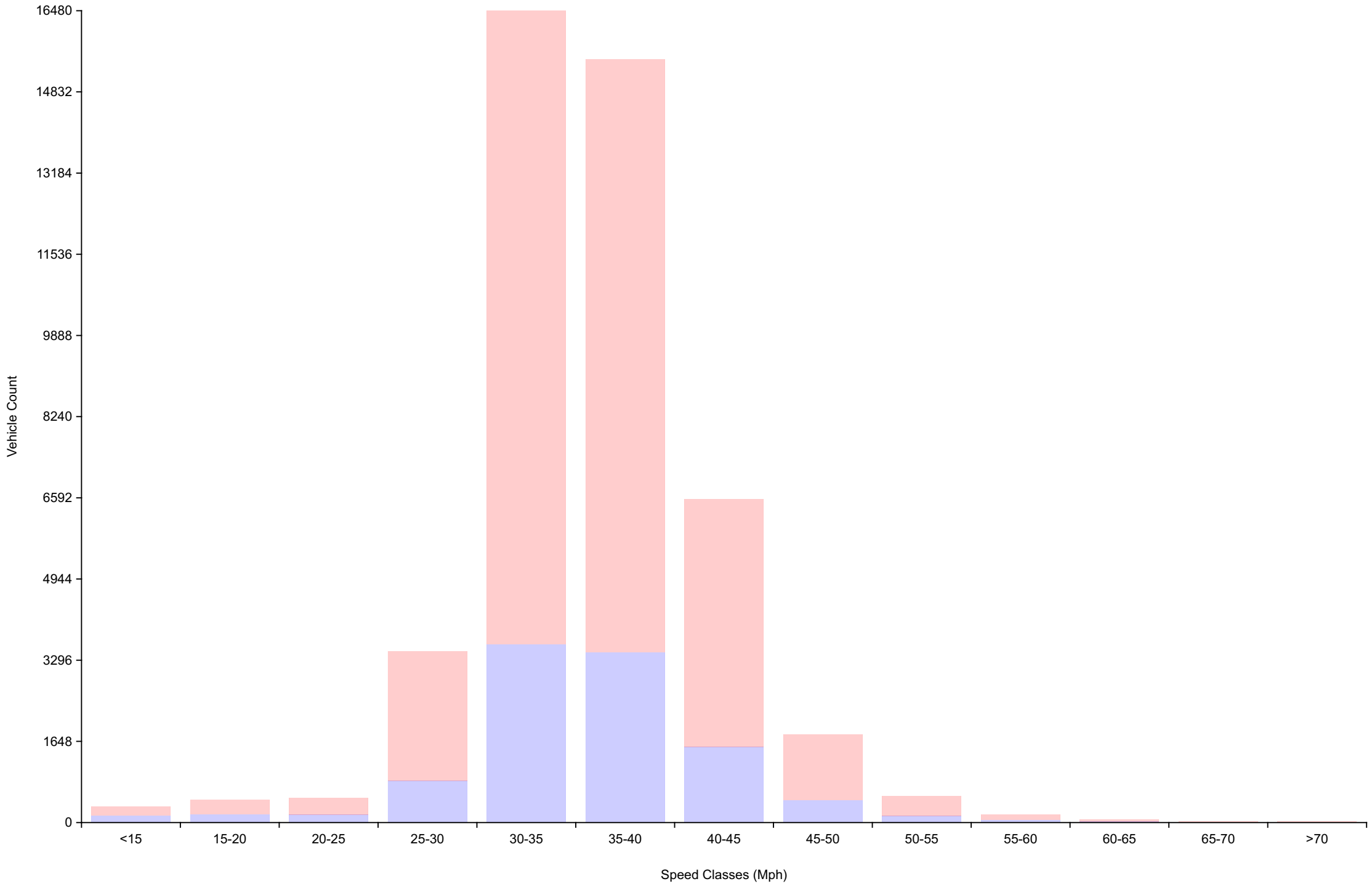
# Vehicle Counts By Hour

Traffic Overview from Thu Aug 1 2024 to Sat Aug 31 2024  
(60 Minute Resolution)



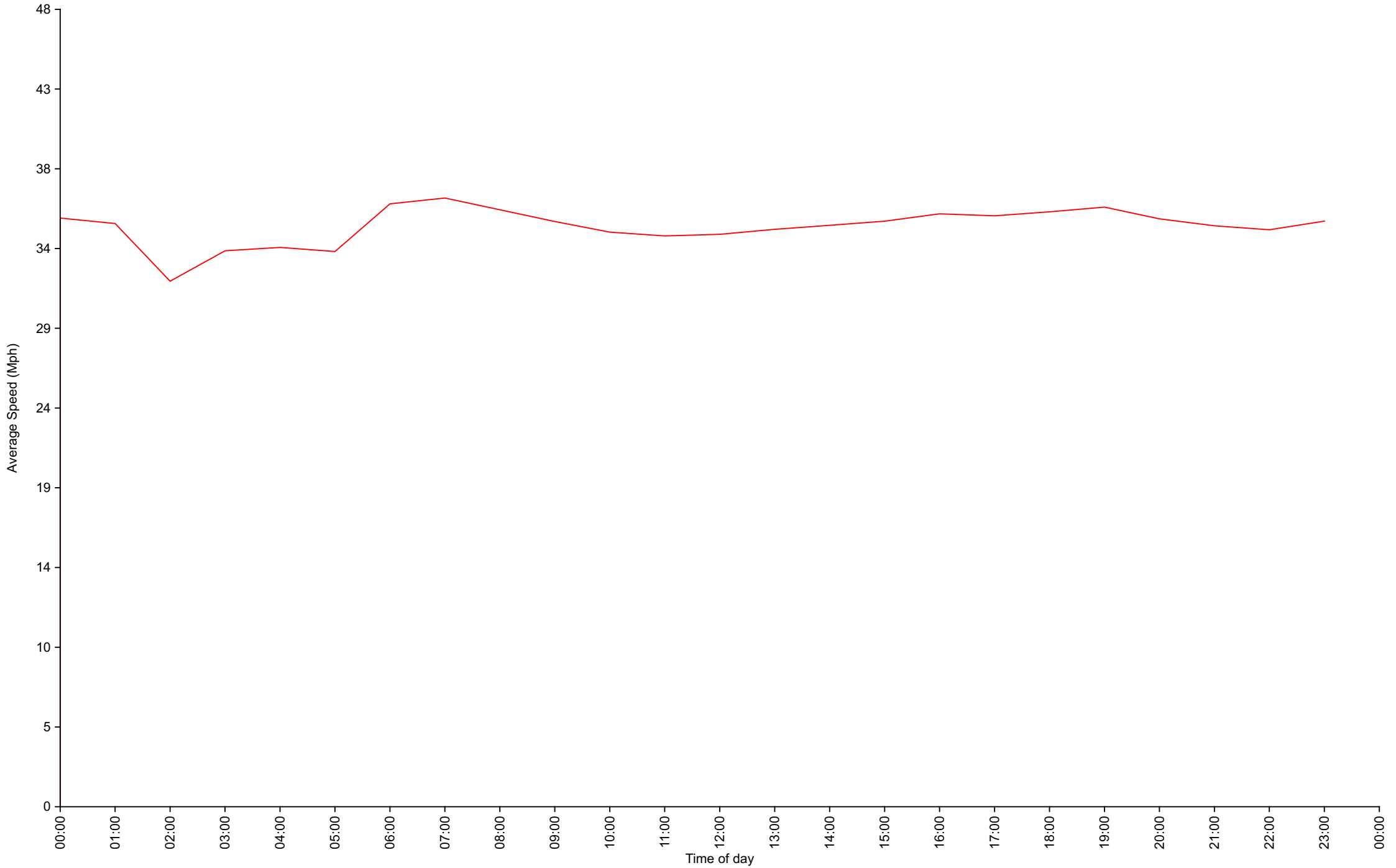
# Vehicle Counts By Speed Class

Traffic Overview from Thu Aug 1 2024 to Sat Aug 31 2024



# Average Speed By Hour

Traffic Overview from Thu Aug 1 2024 to Sat Aug 31 2024  
(60 Minute Resolution)



# Cumulative Speed Distribution Curve

Traffic Overview from Thu Aug 1 2024 to Sat Aug 31 2024

