

Traffic Report

Traffic Overview from Mon Jul 1 2024 to Wed Jul 31 2024

Vehicle Speed Classes (Mph)

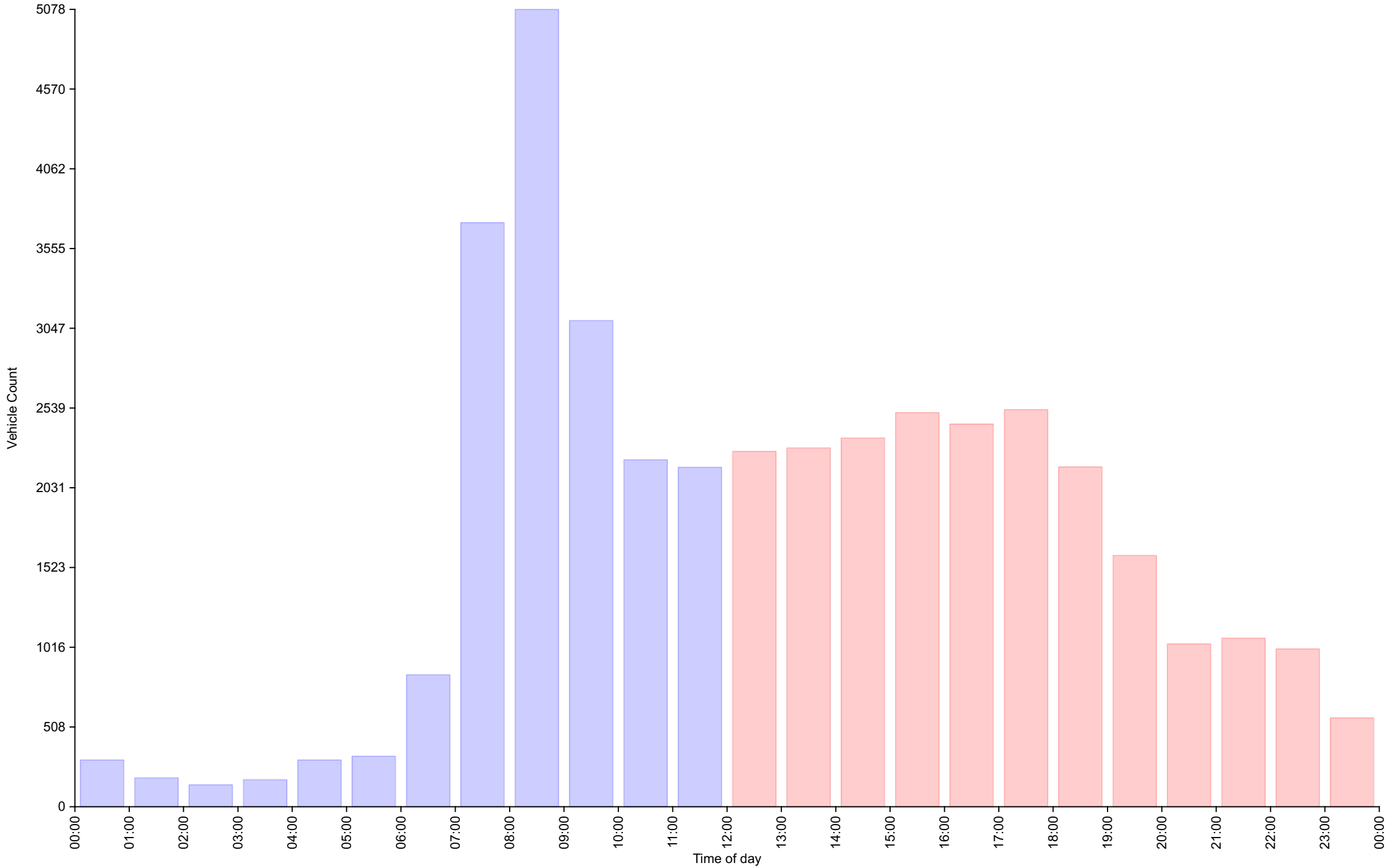
	<15	15 20	20 25	25 30	30 35	35 40	40 45	45 50	50 55	55 60	60 65	65 70	>70	Total	85th Percentile
00:00	7	0	5	72	116	55	25	8	6	2	1	1	0	298	38.8
01:00	5	1	1	39	71	40	15	7	2	2	1	0	1	185	39.0
02:00	3	5	4	22	52	32	3	7	5	3	3	0	1	140	41.0
03:00	0	5	3	24	47	37	30	18	7	2	0	0	0	173	44.2
04:00	35	3	0	59	93	61	18	24	3	1	1	0	0	298	39.3
05:00	23	13	2	40	104	109	17	8	5	1	0	0	0	322	38.1
06:00	33	14	1	53	256	216	137	86	29	9	5	0	2	841	44.2
07:00	22	36	13	206	1337	1351	568	146	30	4	1	2	4	3720	40.0
08:00	12	67	40	428	2206	1685	510	100	21	4	5	0	0	5078	38.4
09:00	8	40	32	351	1360	867	322	81	24	8	1	2	1	3097	38.8
10:00	25	68	43	435	956	501	130	38	12	2	0	0	0	2210	36.8
11:00	35	53	71	412	986	446	114	33	7	3	1	0	1	2162	36.4
12:00	36	34	62	484	960	495	126	44	17	4	0	1	0	2263	37.0
13:00	15	35	52	444	1052	501	143	27	14	2	1	0	0	2286	36.8
14:00	31	40	50	445	1013	533	166	48	15	5	3	0	0	2349	37.5
15:00	18	23	38	435	1137	573	219	45	10	9	1	1	1	2510	37.8
16:00	19	30	49	407	1073	615	174	43	18	6	2	1	0	2437	37.6
17:00	13	27	36	413	1072	688	191	61	19	8	0	1	0	2529	38.0
18:00	16	27	26	273	853	644	230	64	21	7	2	0	1	2164	39.0
19:00	23	29	35	244	635	420	146	46	12	6	4	1	0	1601	38.6
20:00	8	22	13	157	406	262	103	39	16	7	3	0	1	1037	39.5
21:00	7	7	10	228	445	208	112	33	16	5	3	0	0	1074	39.3
22:00	2	3	17	244	460	173	62	26	11	3	3	1	0	1005	37.3
23:00	1	0	11	189	230	76	31	20	4	1	2	1	0	566	36.5
AM Total	208	305	215	2141	7584	5400	1889	556	151	41	19	5	10		
PM Total	189	277	399	3963	9336	5188	1703	496	173	63	24	7	3		
Total	397	582	614	6104	16920	10588	3592	1052	324	104	43	12	13		
Percent	0.98%	1.44%	1.52%	15.13%	41.94%	26.24%	8.90%	2.61%	0.80%	0.26%	0.11%	0.03%	0.03%		

Time of day

Total Vehicles : 40345
 30th Percentile : 30.3 MPH
 50th Percentile : 32.6 MPH
 85th Percentile : 38.4 MPH
 95th Percentile : 42.8 MPH
 Average Speed : 33.5 MPH
 Highest Speed : 82.8 MPH
 Total Over Speed Limit : 80.9 % (32648 / 40345)

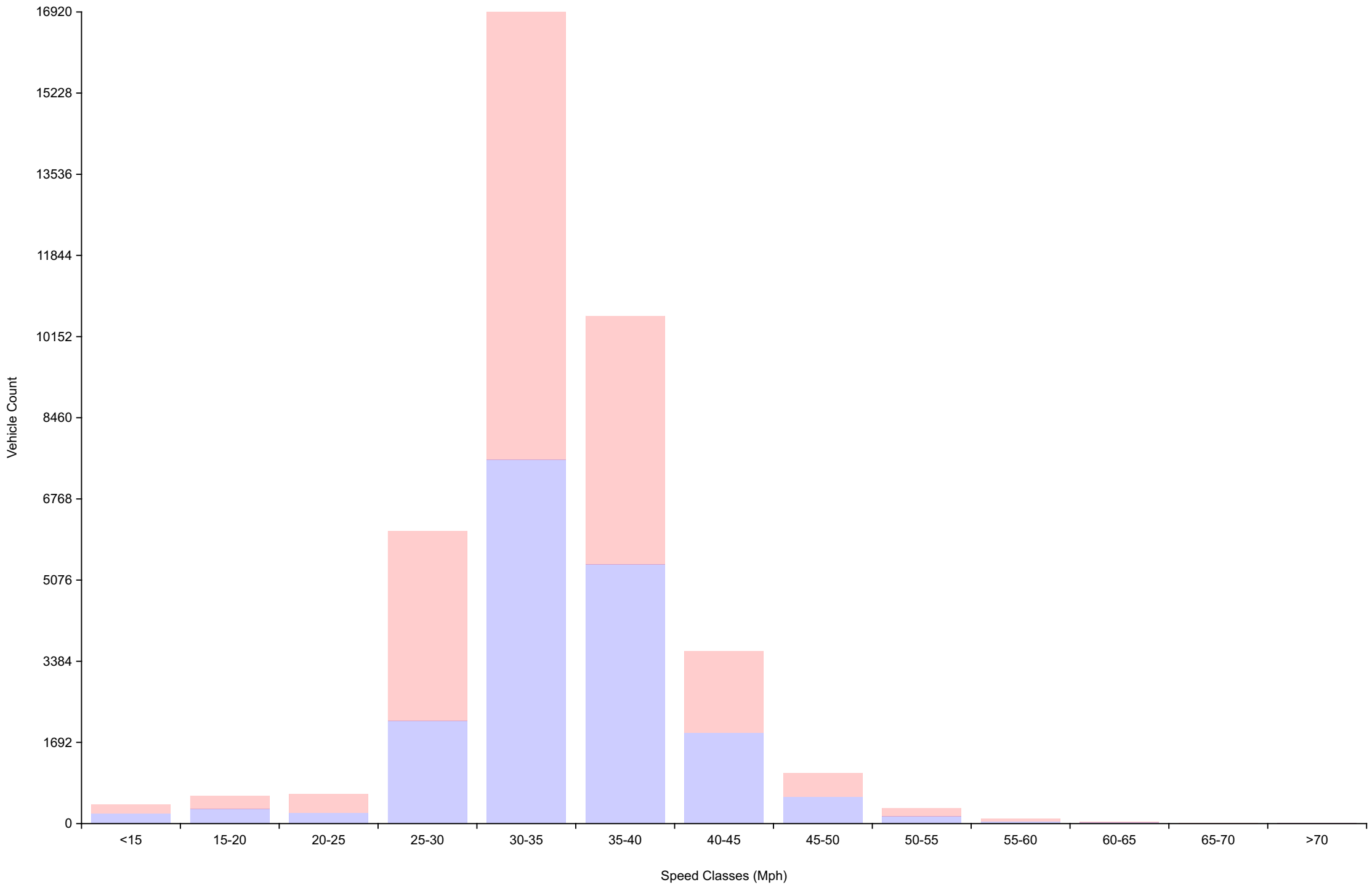
Vehicle Counts By Hour

Traffic Overview from Mon Jul 1 2024 to Wed Jul 31 2024
(60 Minute Resolution)



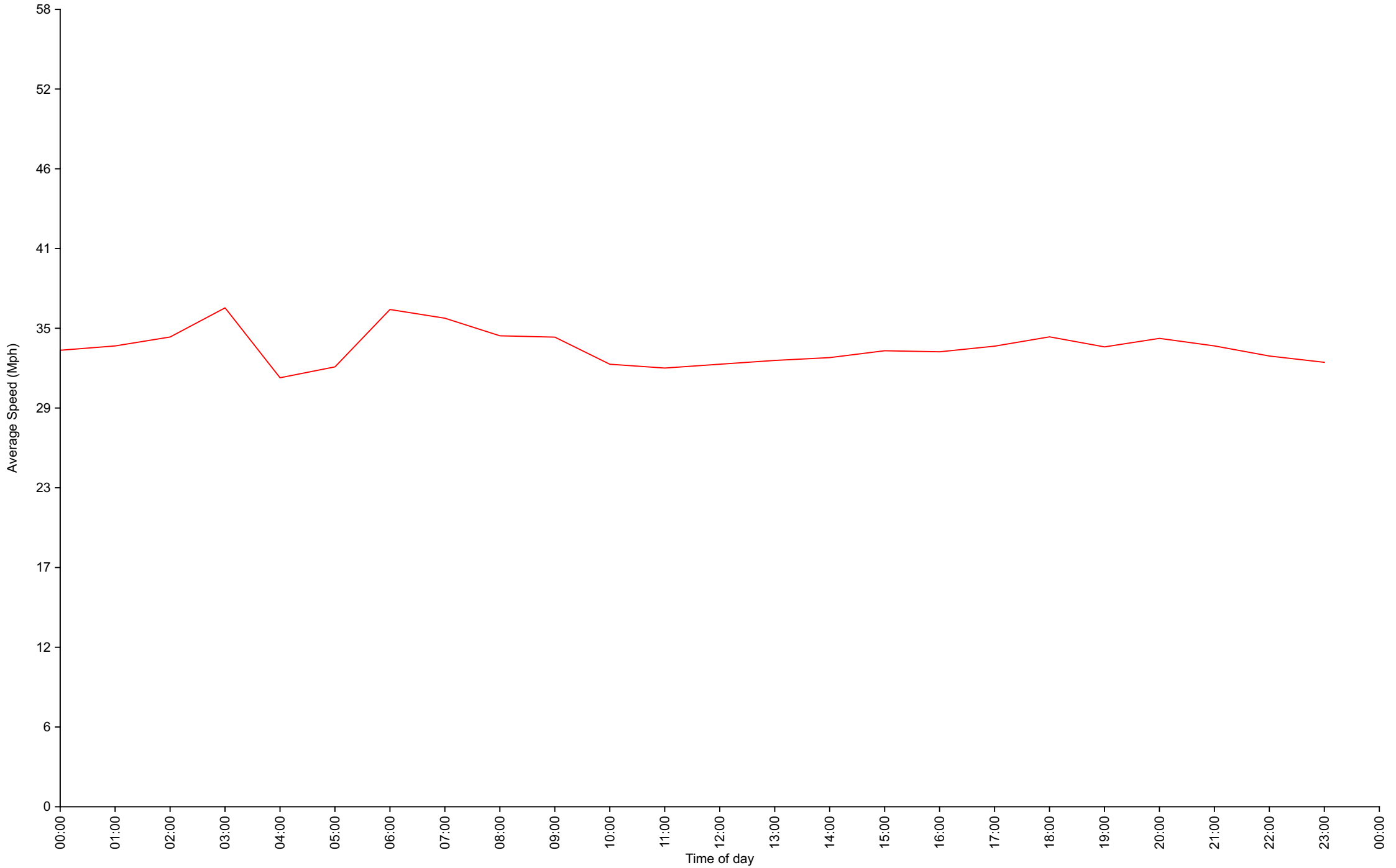
Vehicle Counts By Speed Class

Traffic Overview from Mon Jul 1 2024 to Wed Jul 31 2024



Average Speed By Hour

Traffic Overview from Mon Jul 1 2024 to Wed Jul 31 2024
(60 Minute Resolution)



Cumulative Speed Distribution Curve

Traffic Overview from Mon Jul 1 2024 to Wed Jul 31 2024

