

Traffic Report

Traffic Overview from Mon Jul 1 2024 to Wed Jul 31 2024

Vehicle Speed Classes (Mph)

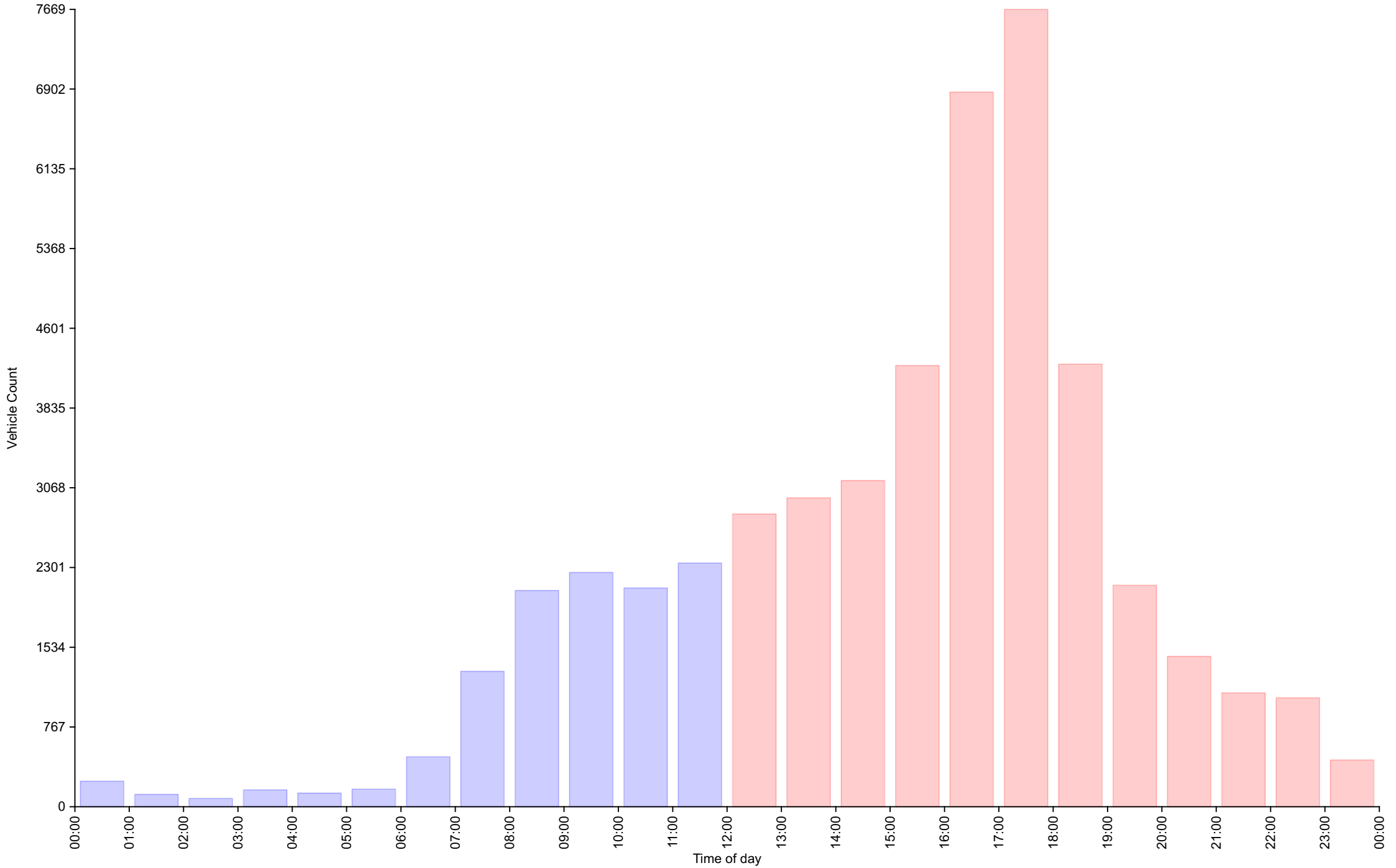
	<15	15 20	20 25	25 30	30 35	35 40	40 45	45 50	50 55	55 60	60 65	65 70	>70	Total	85th Percentile
00:00	3	0	1	24	83	73	23	20	9	5	2	2	1	246	44.3
01:00	10	0	0	14	28	32	18	7	5	2	1	2	0	119	43.6
02:00	32	0	0	8	15	18	4	0	1	3	0	0	0	81	37.5
03:00	25	1	13	23	47	40	7	2	1	1	0	0	2	162	37.5
04:00	18	1	8	11	30	27	21	9	3	2	1	0	0	131	42.7
05:00	16	2	2	18	61	31	16	12	6	6	0	0	0	170	43.3
06:00	13	4	1	17	89	118	139	70	17	9	3	0	2	482	45.6
07:00	18	20	5	48	364	411	277	106	37	9	6	1	0	1302	43.0
08:00	30	19	16	127	689	717	362	87	23	8	2	0	0	2080	40.8
09:00	21	23	23	155	755	839	337	76	15	5	3	1	1	2254	39.9
10:00	14	50	29	200	778	656	278	83	7	9	0	0	0	2104	39.7
11:00	38	56	30	241	896	750	259	55	12	3	4	0	0	2344	38.9
12:00	27	50	59	249	1045	885	371	92	26	9	3	0	0	2816	39.6
13:00	20	41	46	220	1118	994	371	116	27	12	3	3	0	2971	39.8
14:00	16	34	46	247	1141	1097	415	108	24	6	2	0	1	3137	39.6
15:00	14	48	41	309	1574	1467	562	164	43	15	4	2	1	4244	39.9
16:00	8	42	41	343	2397	2522	1149	281	63	14	6	6	2	6874	40.4
17:00	15	34	50	422	2743	2850	1209	254	58	21	9	2	2	7669	40.2
18:00	20	33	35	242	1291	1592	745	203	60	19	6	4	7	4257	40.9
19:00	10	25	39	134	640	744	349	121	43	10	11	4	1	2131	41.5
20:00	5	10	15	125	489	458	223	69	31	8	7	4	2	1446	41.3
21:00	6	3	7	90	383	334	185	58	15	8	2	1	4	1096	41.4
22:00	3	3	11	161	384	278	124	51	10	13	5	2	3	1048	40.4
23:00	0	4	3	48	158	137	55	20	15	4	3	3	0	450	41.1
AM Total	238	176	128	886	3835	3712	1741	527	136	62	22	6	6		
PM Total	144	327	393	2590	13363	13358	5758	1537	415	139	61	31	23		
Total	382	503	521	3476	17198	17070	7499	2064	551	201	83	37	29		
Percent	0.77%	1.01%	1.05%	7.01%	34.66%	34.41%	15.11%	4.16%	1.11%	0.41%	0.17%	0.07%	0.06%		

Time of day

Total Vehicles : 49614
 30th Percentile : 32.2 MPH
 50th Percentile : 34.7 MPH
 85th Percentile : 40.4 MPH
 95th Percentile : 44.7 MPH
 Average Speed : 35.5 MPH
 Highest Speed : 81.4 MPH
 Total Over Speed Limit : 90.2 % (44732 / 49614)

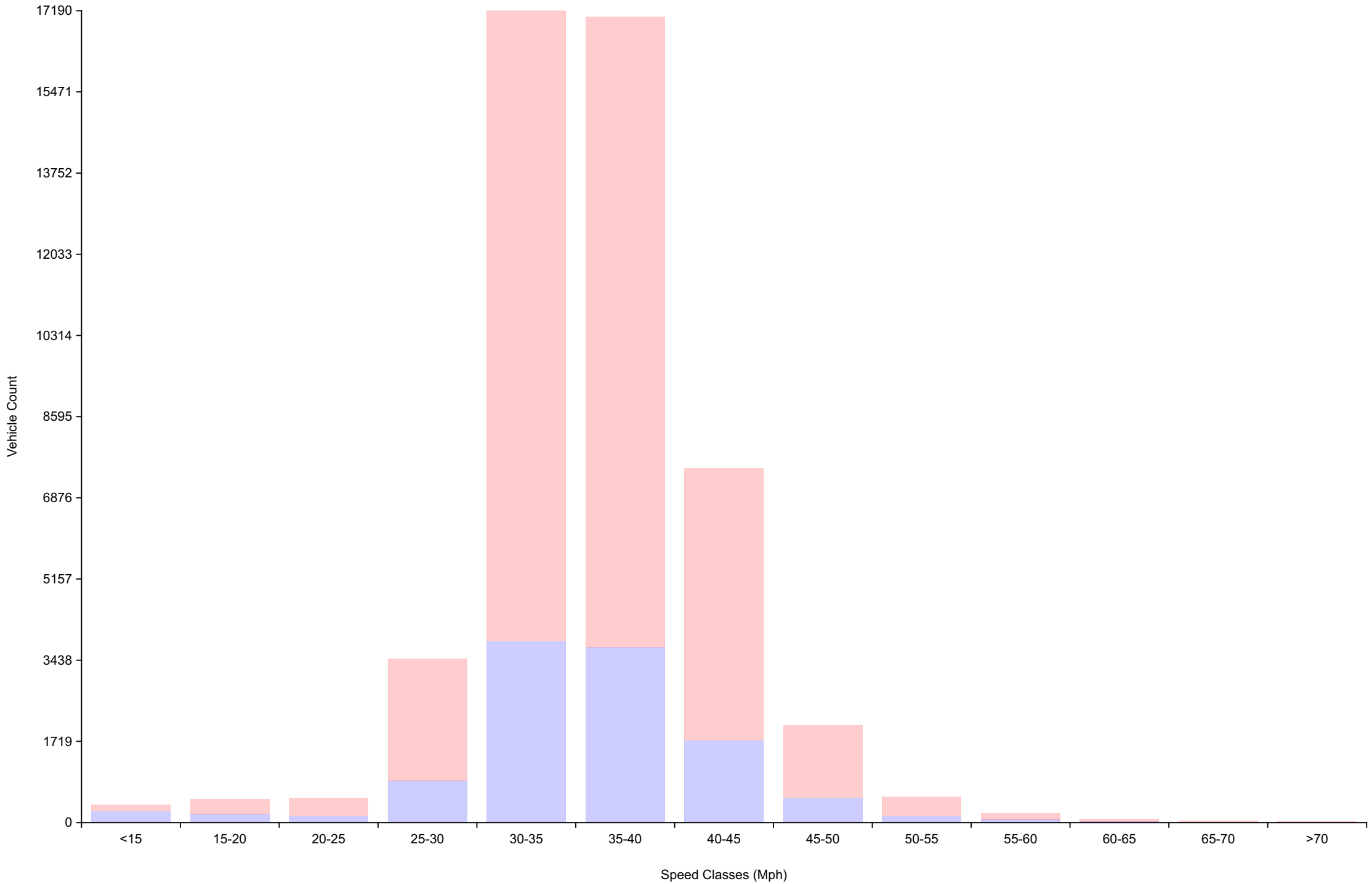
Vehicle Counts By Hour

Traffic Overview from Mon Jul 1 2024 to Wed Jul 31 2024
(60 Minute Resolution)



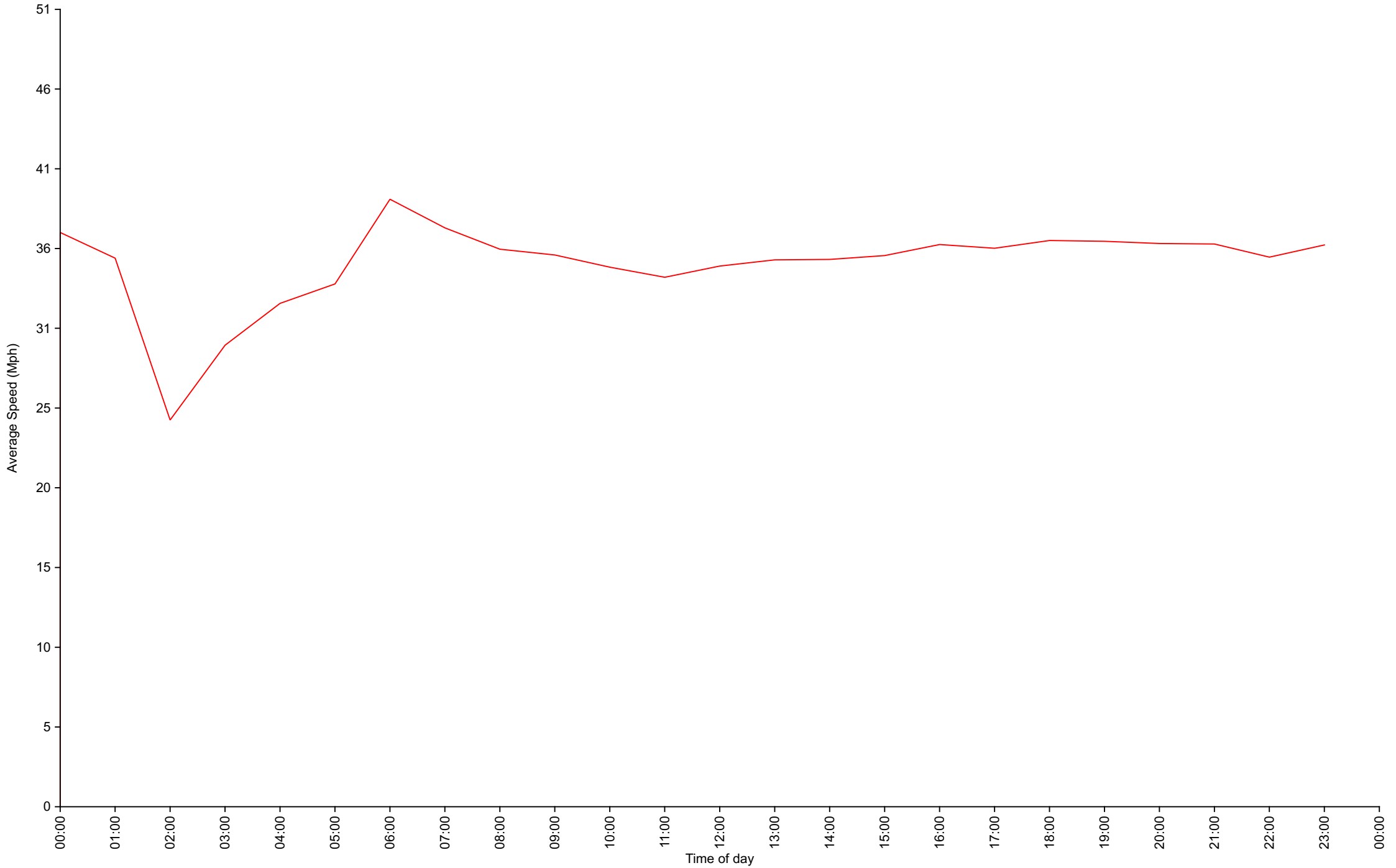
Vehicle Counts By Speed Class

Traffic Overview from Mon Jul 1 2024 to Wed Jul 31 2024



Average Speed By Hour

Traffic Overview from Mon Jul 1 2024 to Wed Jul 31 2024
(60 Minute Resolution)



Cumulative Speed Distribution Curve

Traffic Overview from Mon Jul 1 2024 to Wed Jul 31 2024

