

# Traffic Report

Traffic Overview from Sat Jun 1 2024 to Sun Jun 30 2024

## Vehicle Speed Classes (Mph)

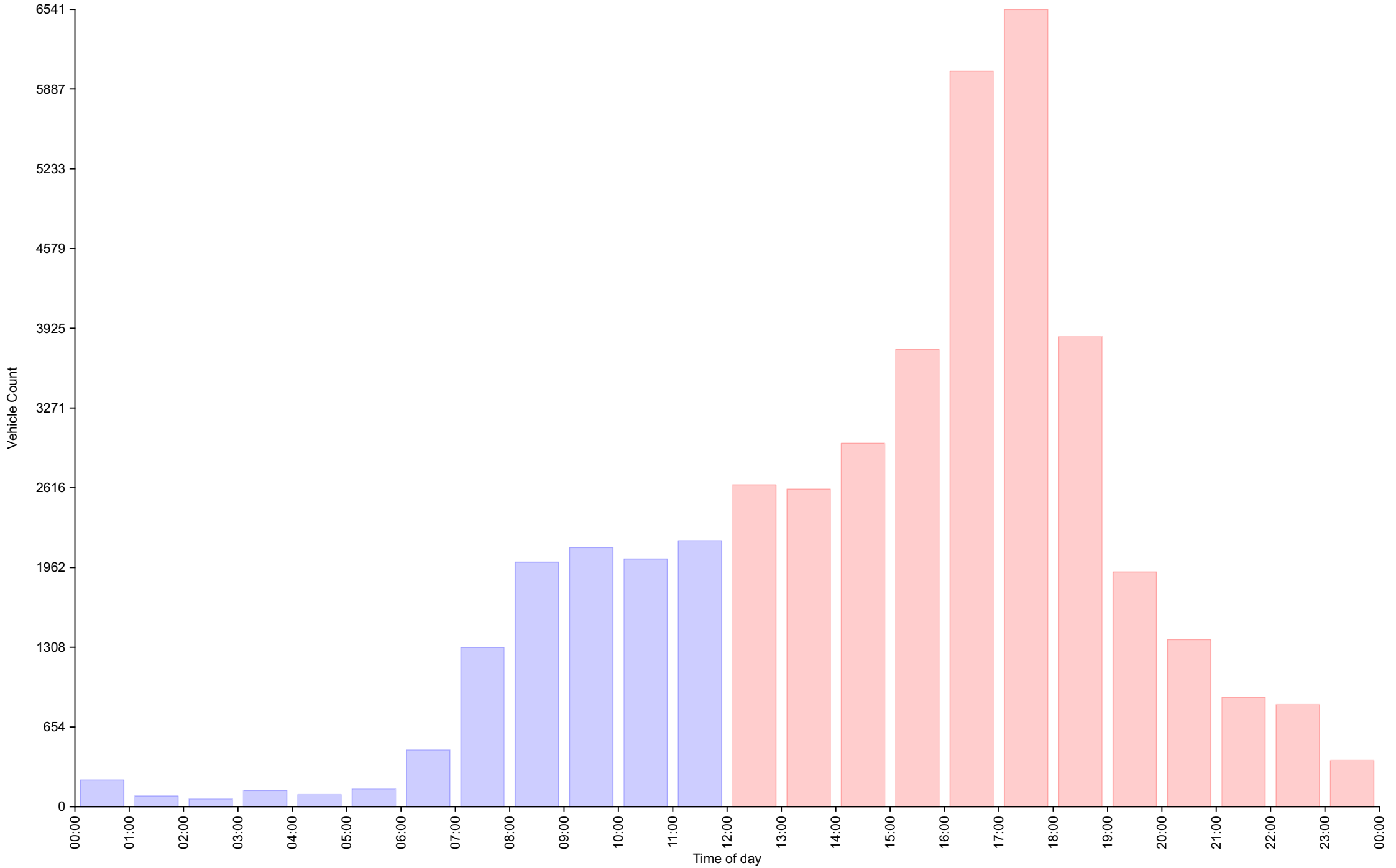
	<15	15 20	20 25	25 30	30 35	35 40	40 45	45 50	50 55	55 60	60 65	65 70	>70	Total	85th Percentile
00:00	20	1	2	18	55	65	31	14	4	2	3	<b>3</b>	<b>2</b>	220	42.7
01:00	1	0	0	9	29	23	16	2	3	2	2	1	1	89	42.3
02:00	11	0	0	3	23	13	7	5	1	0	1	1	0	65	42.3
03:00	10	4	12	17	47	29	9	6	0	0	0	0	0	134	36.3
04:00	4	2	4	18	35	20	12	3	1	1	0	0	0	100	39.5
05:00	1	3	3	19	52	28	30	4	3	3	0	0	1	147	41.3
06:00	11	4	5	6	93	114	125	66	<b>28</b>	8	<b>5</b>	2	0	467	<b>46.3</b>
07:00	11	13	8	77	388	444	264	74	18	7	2	1	0	1307	41.6
08:00	<b>25</b>	31	5	133	646	701	<b>348</b>	<b>86</b>	17	<b>10</b>	3	2	0	2007	40.8
09:00	14	19	18	154	749	<b>780</b>	303	75	10	4	0	1	0	2127	39.8
10:00	21	37	25	<b>226</b>	759	651	219	63	21	7	2	0	2	2033	39.2
11:00	22	<b>39</b>	<b>26</b>	199	<b>811</b>	733	273	59	14	6	0	1	0	<b>2183</b>	39.3
12:00	<b>28</b>	<b>46</b>	<b>39</b>	246	1039	820	312	77	27	5	2	0	0	2641	39.3
13:00	23	38	29	230	998	780	373	93	27	9	5	1	0	2606	40.0
14:00	21	28	35	265	1134	955	401	108	20	12	1	0	2	2982	39.8
15:00	22	27	35	299	1340	1273	543	153	39	14	7	0	1	3753	40.3
16:00	12	37	20	<b>425</b>	2281	2179	829	201	31	11	5	1	2	6034	39.8
17:00	9	25	39	372	<b>2570</b>	<b>2319</b>	<b>931</b>	<b>212</b>	42	11	6	3	2	<b>6541</b>	39.8
18:00	25	36	19	198	1415	1383	583	133	32	<b>15</b>	<b>9</b>	<b>5</b>	4	3857	40.1
19:00	18	34	29	120	633	626	282	120	<b>43</b>	13	5	2	2	1927	41.6
20:00	15	11	11	93	453	449	218	71	25	9	6	5	<b>6</b>	1372	41.6
21:00	10	5	8	71	319	289	119	55	12	3	5	1	2	899	41.0
22:00	2	2	3	128	286	230	123	43	13	3	4	1	1	839	41.1
23:00	0	3	1	55	122	111	50	20	9	4	4	2	0	381	<b>41.7</b>
AM Total	151	153	108	879	<b>3687</b>	3601	1637	457	120	50	18	12	6		
PM Total	185	292	268	2502	<b>12590</b>	11414	4764	1286	320	109	59	21	22		
Total	336	445	376	3381	<b>16277</b>	15015	6401	1743	440	159	77	33	28		
Percent	0.75%	1.00%	0.84%	7.56%	<b>36.40%</b>	33.58%	14.32%	3.90%	0.98%	0.36%	0.17%	0.07%	0.06%		

Time of day

Total Vehicles : 44711  
 30th Percentile : 32.0 MPH  
 50th Percentile : 34.4 MPH  
 85th Percentile : 40.2 MPH  
 95th Percentile : 44.4 MPH  
 Average Speed : 35.3 MPH  
 Highest Speed : 84.0 MPH  
 Total Over Speed Limit : 89.9 % (40173 / 44711)

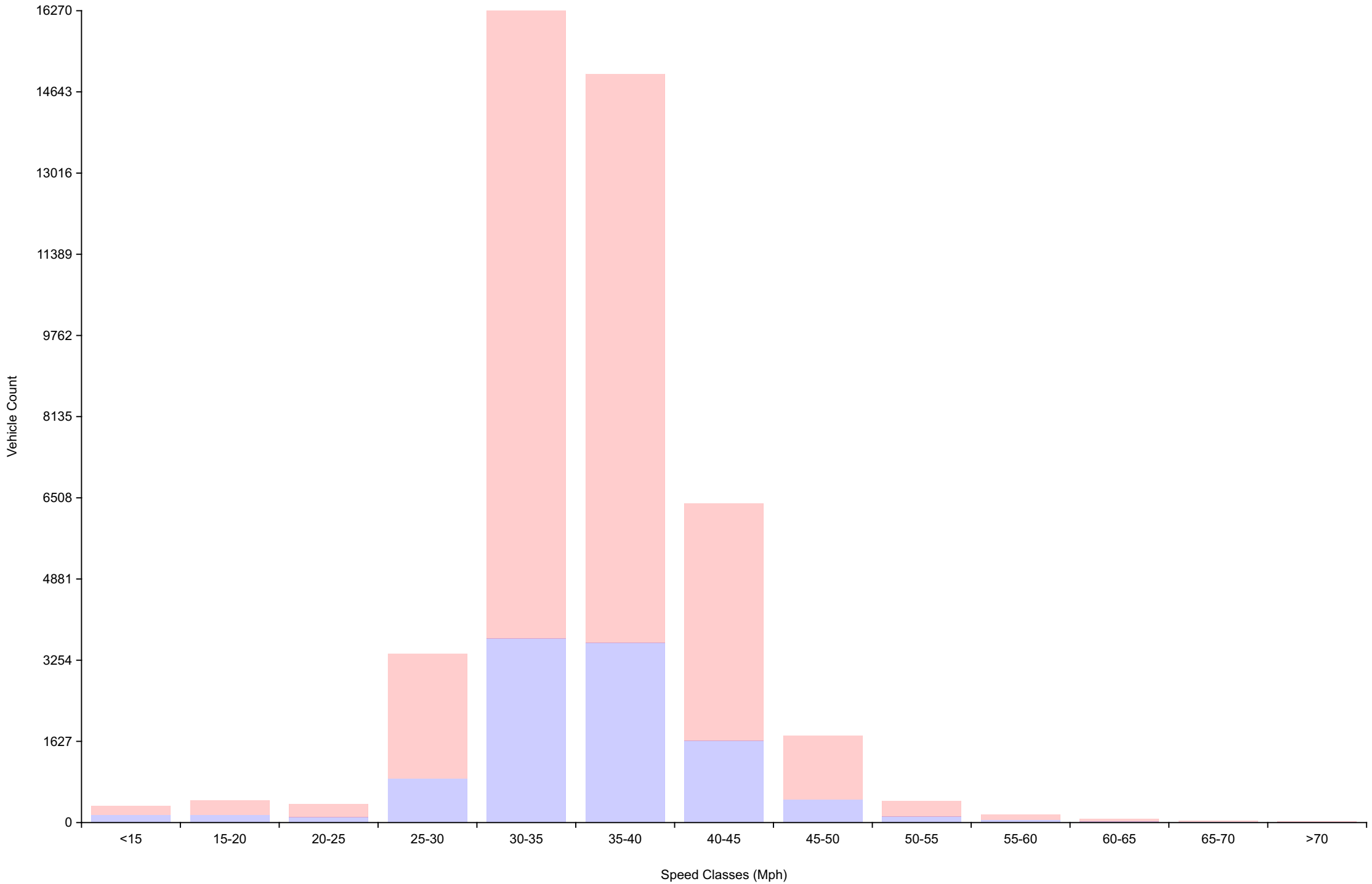
# Vehicle Counts By Hour

Traffic Overview from Sat Jun 1 2024 to Sun Jun 30 2024  
(60 Minute Resolution)



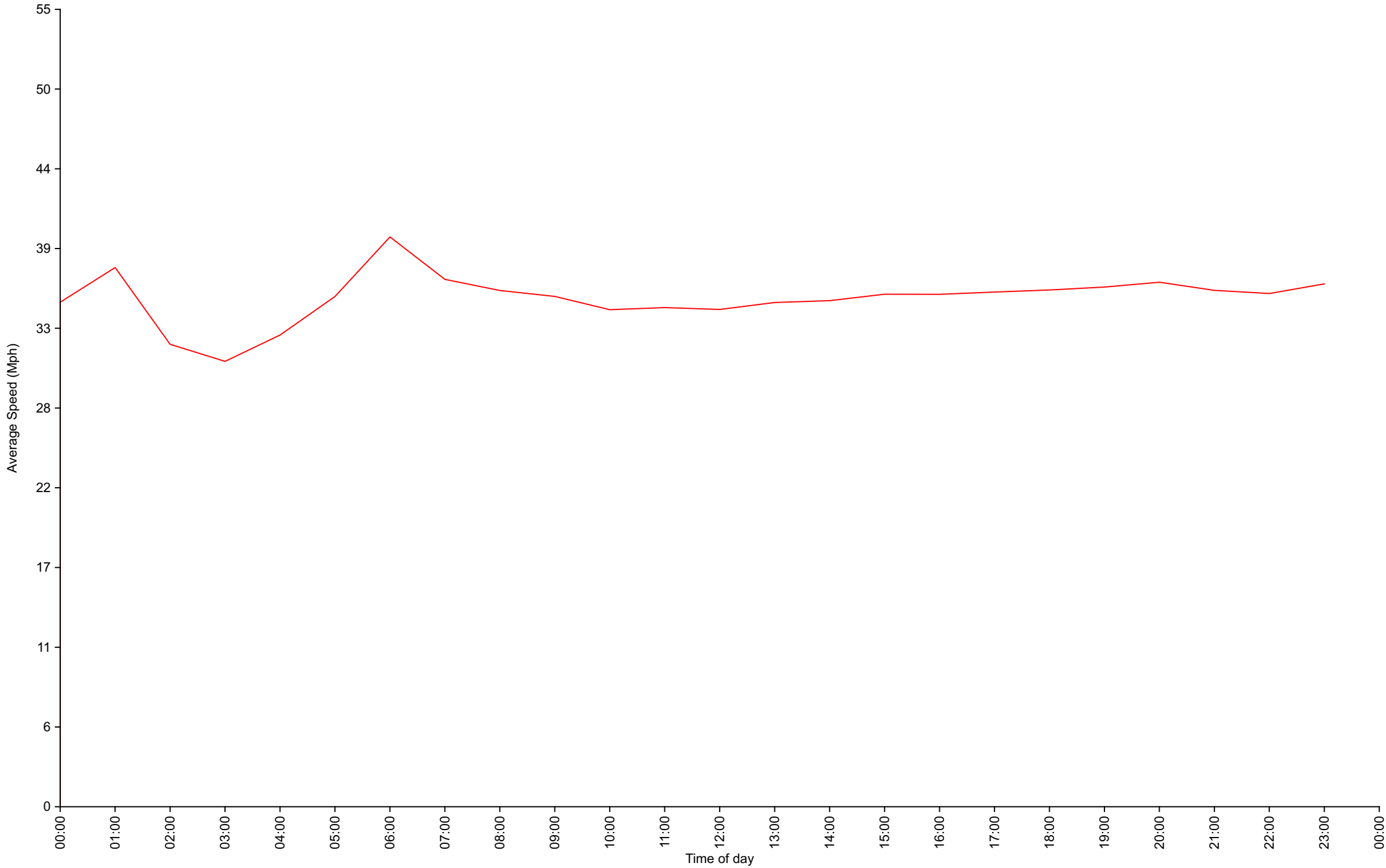
# Vehicle Counts By Speed Class

Traffic Overview from Sat Jun 1 2024 to Sun Jun 30 2024



# Average Speed By Hour

Traffic Overview from Sat Jun 1 2024 to Sun Jun 30 2024  
(60 Minute Resolution)



# Cumulative Speed Distribution Curve

Traffic Overview from Sat Jun 1 2024 to Sun Jun 30 2024

