

# Traffic Report

Traffic Overview from Wed May 1 2024 to Fri May 31 2024

## Vehicle Speed Classes (Mph)

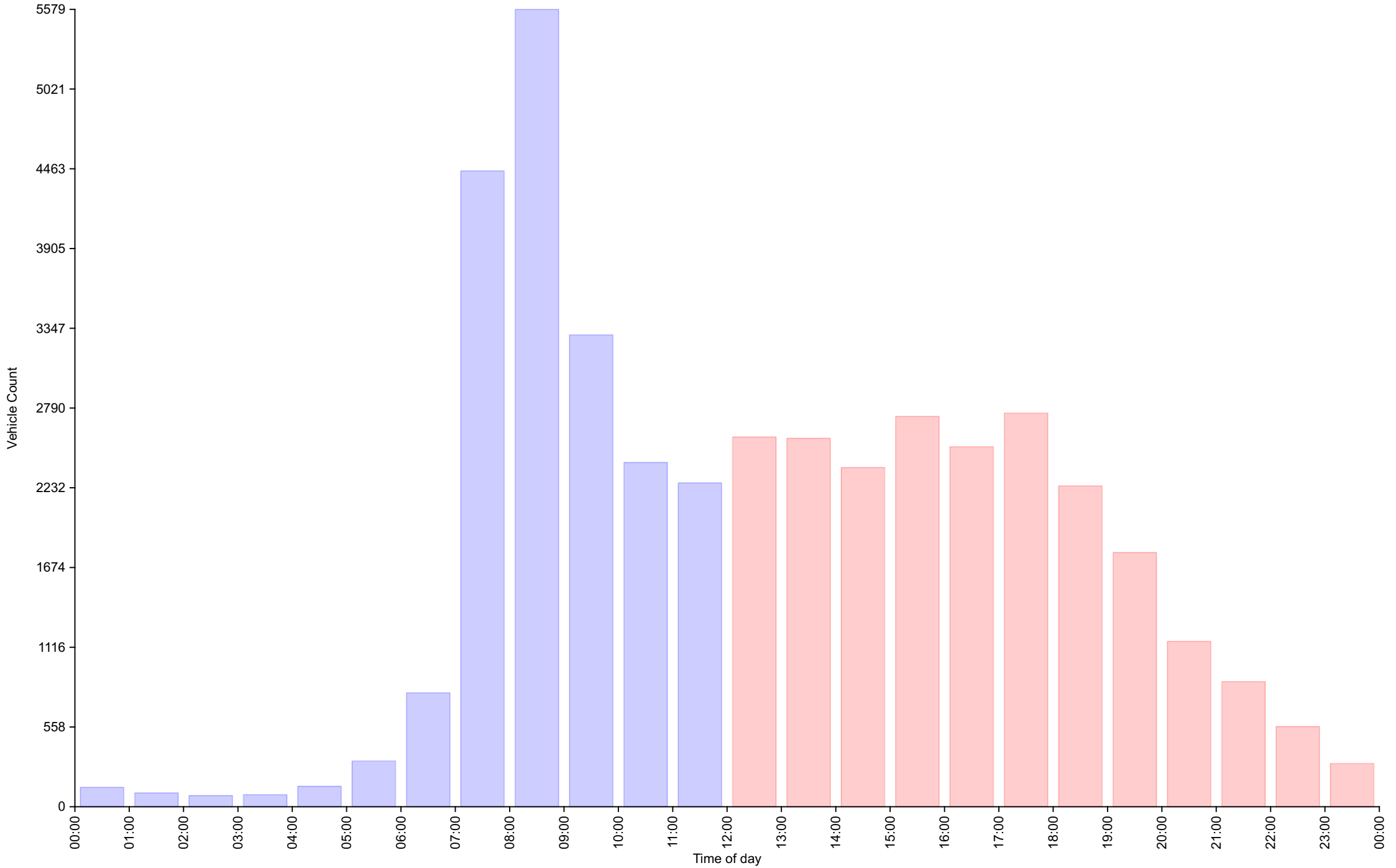
	<15	15 20	20 25	25 30	30 35	35 40	40 45	45 50	50 55	55 60	60 65	65 70	>70	Total	85th Percentile
00:00	2	1	4	40	44	22	12	7	1	1	1	1	0	136	39.6
01:00	1	0	0	25	47	13	4	3	2	0	0	<b>2</b>	0	97	36.7
02:00	4	12	6	18	22	11	2	3	0	0	0	0	0	78	36.6
03:00	1	2	1	10	12	15	20	16	4	2	2	0	0	85	<b>46.3</b>
04:00	0	0	0	38	48	32	11	14	0	0	0	0	0	143	41.2
05:00	4	19	1	13	117	122	33	9	2	1	0	0	0	321	38.9
06:00	12	10	1	85	245	200	125	64	29	<b>20</b>	5	0	1	797	44.0
07:00	18	39	35	320	1626	1596	<b>612</b>	<b>147</b>	<b>43</b>	9	2	2	0	4449	39.7
08:00	17	<b>62</b>	20	<b>566</b>	<b>2551</b>	<b>1752</b>	487	89	24	3	<b>6</b>	0	<b>2</b>	<b>5579</b>	38.0
09:00	25	34	32	329	1426	1015	325	88	23	4	0	1	0	3302	38.6
10:00	37	60	<b>61</b>	445	1058	560	137	36	12	1	2	0	0	2409	36.9
11:00	<b>40</b>	38	49	431	1031	498	134	31	11	3	0	0	0	2266	36.6
12:00	<b>33</b>	<b>50</b>	<b>72</b>	<b>509</b>	1147	536	177	45	13	5	0	0	0	2587	37.1
13:00	31	39	42	459	1195	577	178	42	10	2	1	1	1	2578	37.1
14:00	32	35	53	460	1049	510	168	43	14	3	4	1	1	2373	37.0
15:00	26	25	43	484	1215	657	201	50	<b>22</b>	4	1	1	2	2731	37.5
16:00	26	17	32	439	1151	609	175	47	14	4	4	1	0	2519	37.3
17:00	16	18	24	384	<b>1246</b>	<b>767</b>	220	48	17	<b>7</b>	4	1	<b>3</b>	<b>2755</b>	38.0
18:00	9	21	32	318	912	626	<b>239</b>	<b>59</b>	21	4	4	0	0	2245	38.9
19:00	21	21	35	254	772	443	163	46	14	5	4	1	0	1779	38.3
20:00	16	10	16	203	454	270	109	53	16	4	<b>5</b>	1	0	1157	39.5
21:00	11	7	12	155	390	185	74	18	17	2	3	2	0	876	38.4
22:00	1	1	10	159	226	85	40	17	10	3	5	<b>3</b>	1	561	38.7
23:00	1	1	3	80	127	45	21	9	7	4	2	2	1	303	<b>39.0</b>
AM Total	161	277	210	2320	<b>8227</b>	5836	1902	507	151	44	18	6	3		
PM Total	223	245	374	3904	<b>9884</b>	5310	1765	477	175	47	37	14	9		
Total	384	522	584	6224	<b>18111</b>	11146	3667	984	326	91	55	20	12		
Percent	0.91%	1.24%	1.39%	14.77%	<b>42.99%</b>	26.46%	8.70%	2.34%	0.77%	0.22%	0.13%	0.05%	0.03%		

Time of day

Total Vehicles : 42126  
 30th Percentile : 30.3 MPH  
 50th Percentile : 32.6 MPH  
 85th Percentile : 38.2 MPH  
 95th Percentile : 42.5 MPH  
 Average Speed : 33.5 MPH  
 Highest Speed : 77.1 MPH  
 Total Over Speed Limit : 81.7 % (34412 / 42126)

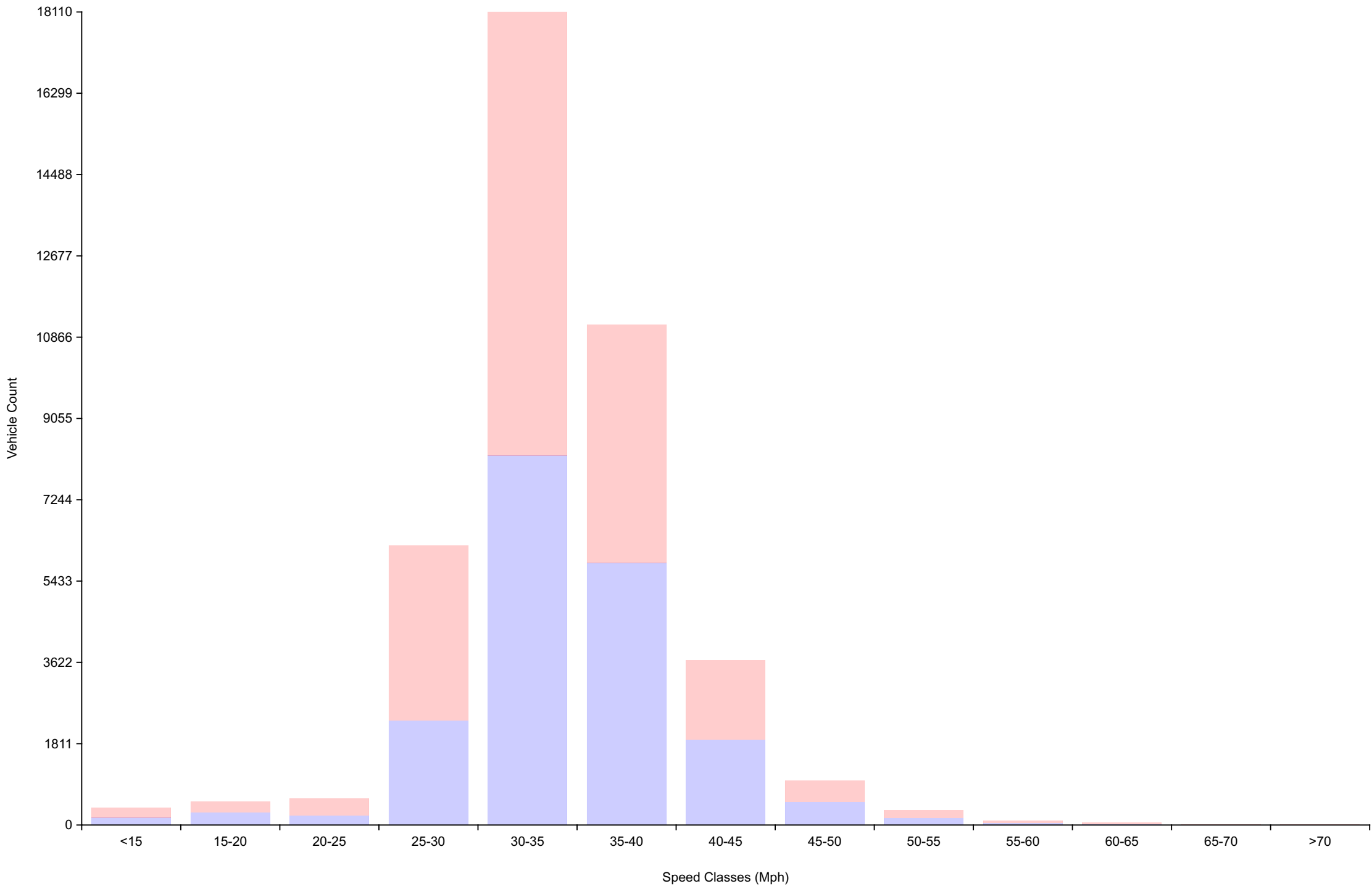
# Vehicle Counts By Hour

Traffic Overview from Wed May 1 2024 to Fri May 31 2024  
(60 Minute Resolution)



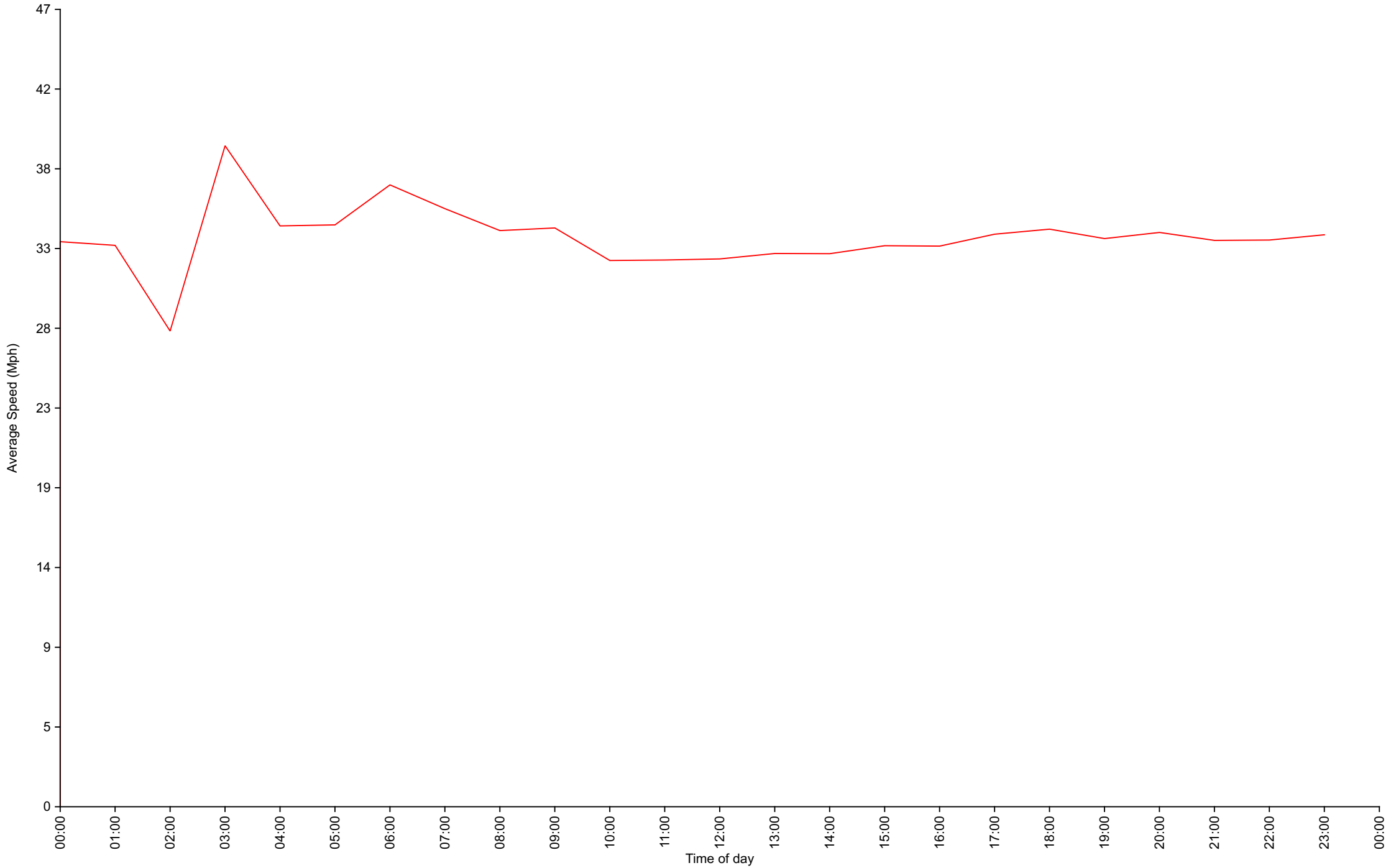
# Vehicle Counts By Speed Class

## Traffic Overview from Wed May 1 2024 to Fri May 31 2024



# Average Speed By Hour

Traffic Overview from Wed May 1 2024 to Fri May 31 2024  
(60 Minute Resolution)



# Cumulative Speed Distribution Curve

Traffic Overview from Wed May 1 2024 to Fri May 31 2024

