

# Traffic Report

Traffic Overview from Wed May 1 2024 to Fri May 31 2024

## Vehicle Speed Classes (Mph)

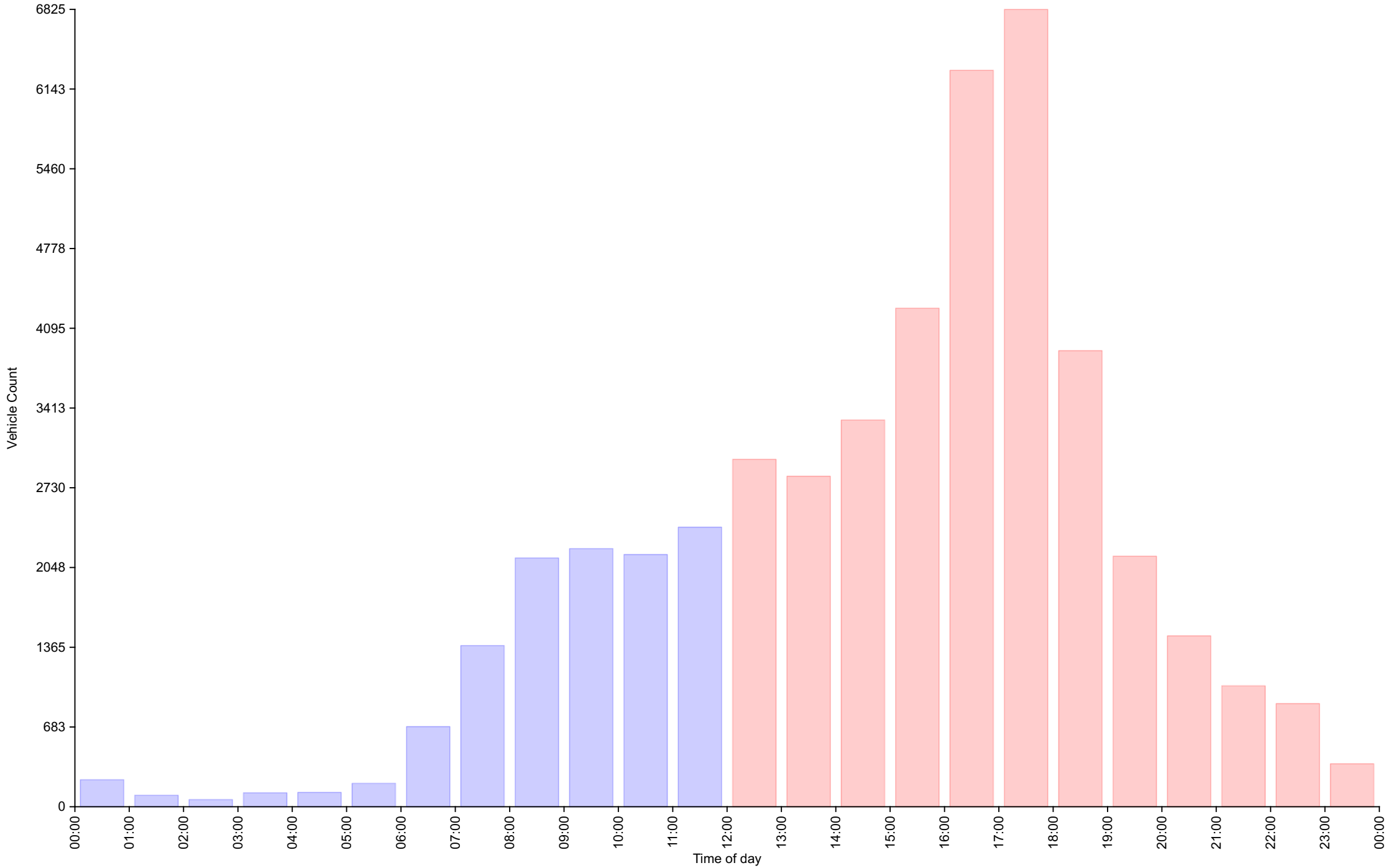
	<15	15 20	20 25	25 30	30 35	35 40	40 45	45 50	50 55	55 60	60 65	65 70	>70	Total	85th Percentile
00:00	1	3	2	39	74	60	25	13	8	4	3	0	0	232	41.8
01:00	9	0	0	11	32	17	14	11	2	1	1	0	1	99	44.3
02:00	6	0	0	9	16	20	5	5	0	0	1	0	0	62	41.2
03:00	0	2	6	25	56	18	5	2	1	3	1	0	1	120	37.0
04:00	13	3	0	25	47	15	12	3	1	3	1	0	0	123	38.6
05:00	10	8	0	31	54	51	25	10	6	4	2	0	0	201	42.6
06:00	19	16	3	34	134	188	159	81	<b>33</b>	<b>10</b>	<b>4</b>	2	<b>3</b>	686	<b>45.5</b>
07:00	14	19	8	80	420	447	277	80	27	5	2	1	0	1380	41.8
08:00	15	18	23	157	720	687	<b>393</b>	86	21	5	1	2	2	2130	40.6
09:00	13	18	31	189	795	<b>747</b>	314	78	13	9	2	0	1	2210	39.9
10:00	30	37	33	229	805	628	287	<b>88</b>	12	5	1	<b>3</b>	1	2159	40.0
11:00	<b>32</b>	<b>45</b>	<b>45</b>	<b>289</b>	<b>920</b>	713	243	79	19	6	2	0	0	<b>2393</b>	38.9
12:00	19	32	<b>45</b>	319	1145	927	363	84	24	15	0	1	0	2974	39.4
13:00	26	31	44	268	1088	876	365	88	30	11	1	1	0	2829	39.6
14:00	<b>28</b>	35	40	300	1246	1080	414	115	40	4	6	0	<b>3</b>	3311	39.8
15:00	23	39	22	364	1536	1455	629	145	36	12	1	<b>4</b>	2	4268	40.0
16:00	8	38	23	398	2468	2278	835	<b>199</b>	43	8	4	1	1	6304	39.6
17:00	12	20	40	<b>469</b>	<b>2749</b>	<b>2343</b>	<b>934</b>	194	<b>45</b>	13	4	1	1	<b>6825</b>	39.7
18:00	14	<b>40</b>	20	269	1378	1381	594	144	36	<b>16</b>	<b>7</b>	2	3	3904	40.4
19:00	9	29	14	165	695	732	331	112	39	11	6	1	1	2145	40.9
20:00	16	9	8	105	501	521	201	55	31	9	5	0	2	1463	40.3
21:00	12	4	11	94	403	308	135	38	13	5	6	4	3	1036	40.2
22:00	4	3	3	111	337	250	105	48	14	4	1	0	3	883	<b>40.6</b>
23:00	0	0	6	58	154	94	27	16	4	5	0	4	0	368	39.2
AM Total	162	169	151	1118	<b>4073</b>	3591	1759	536	143	55	21	8	9		
PM Total	171	280	276	2920	<b>13700</b>	12245	4933	1238	355	113	41	19	19		
Total	333	449	427	4038	<b>17773</b>	15836	6692	1774	498	168	62	27	28		
Percent	0.69%	0.93%	0.89%	8.39%	<b>36.95%</b>	32.92%	13.91%	3.69%	1.04%	0.35%	0.13%	0.06%	0.06%		

Time of day

Total Vehicles : 48105  
 30th Percentile : 31.9 MPH  
 50th Percentile : 34.3 MPH  
 85th Percentile : 40.1 MPH  
 95th Percentile : 44.3 MPH  
 Average Speed : 35.2 MPH  
 Highest Speed : 98.5 MPH  
 Total Over Speed Limit : 89.1 % (42858 / 48105)

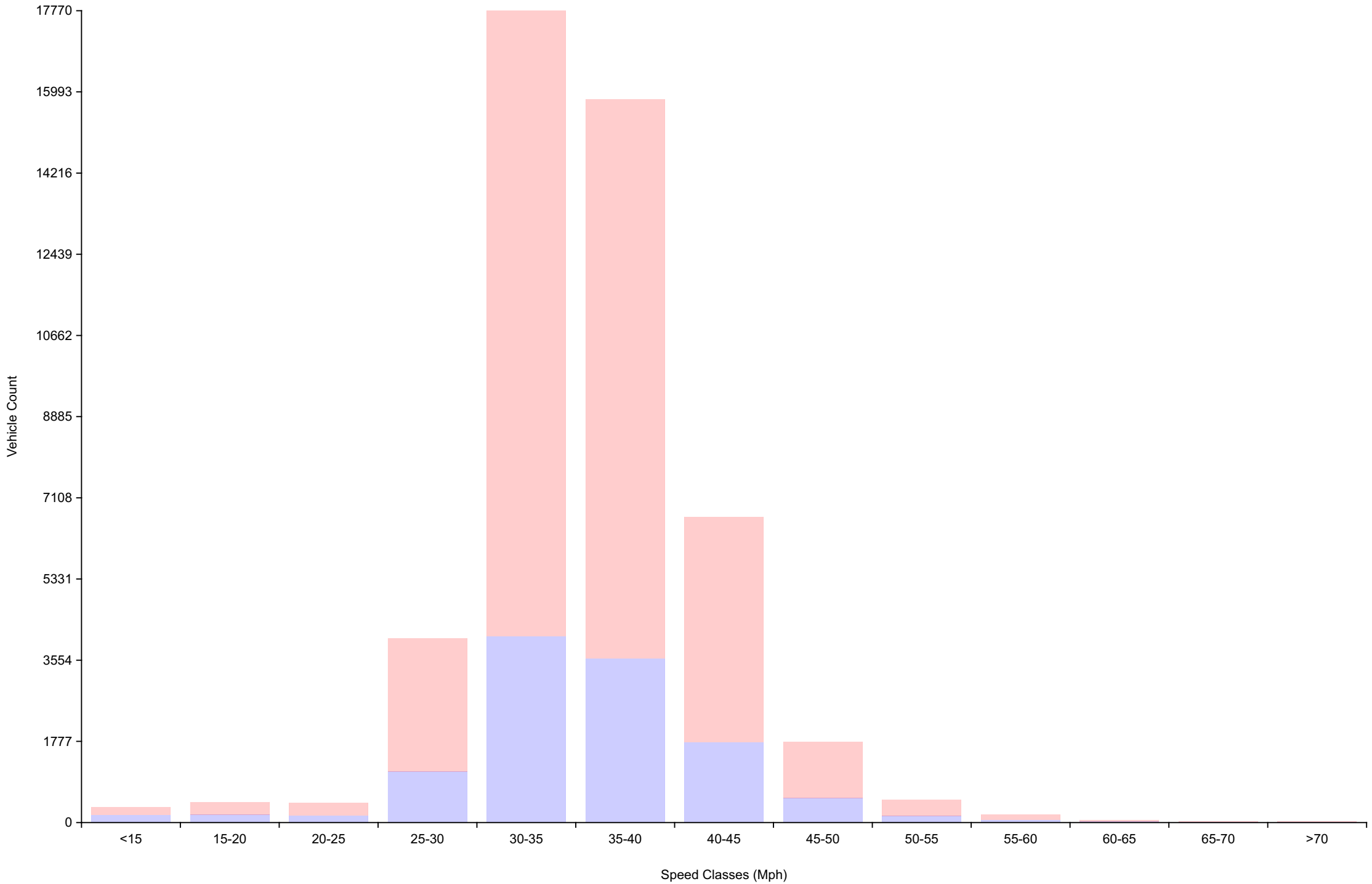
# Vehicle Counts By Hour

Traffic Overview from Wed May 1 2024 to Fri May 31 2024  
(60 Minute Resolution)



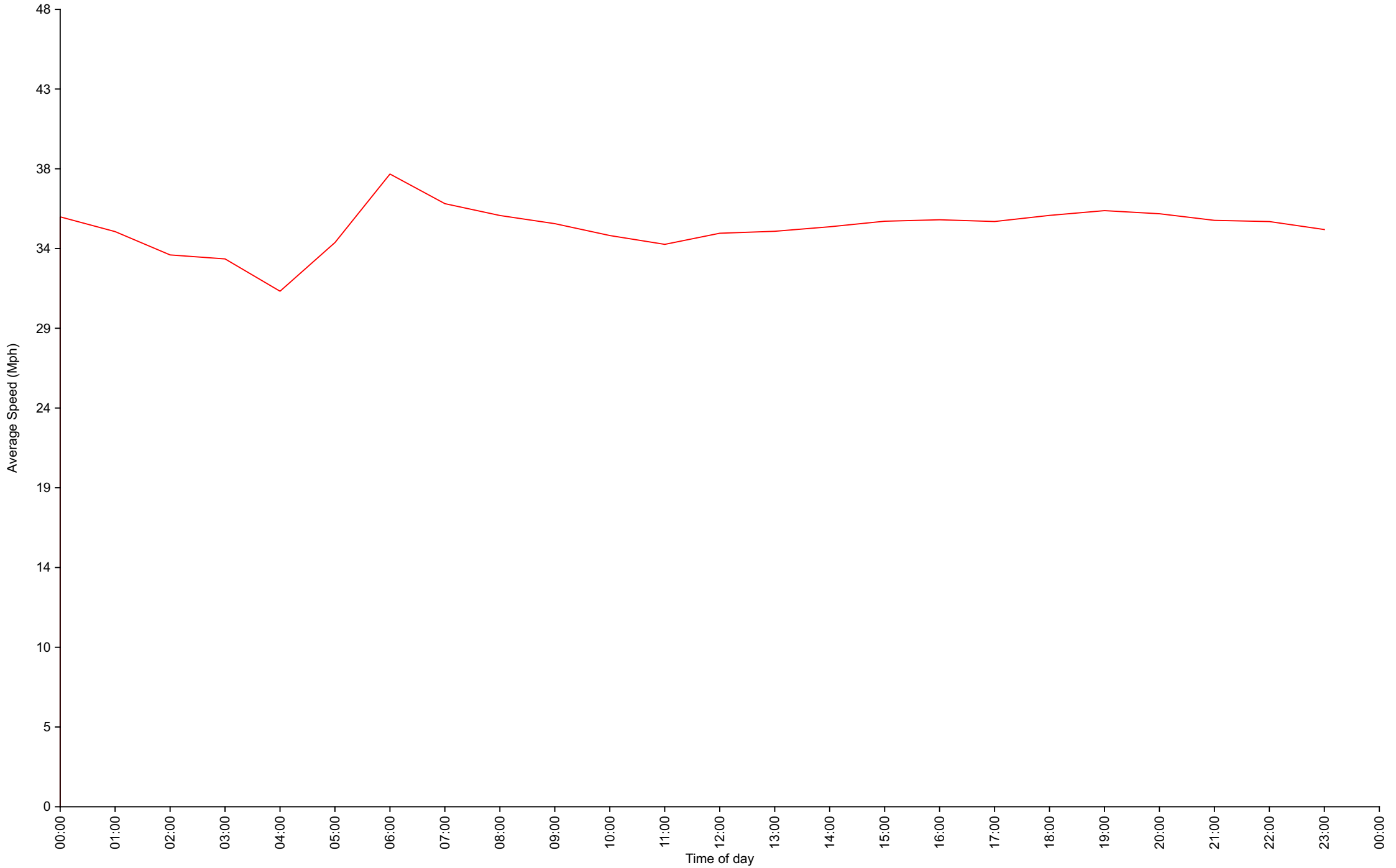
# Vehicle Counts By Speed Class

## Traffic Overview from Wed May 1 2024 to Fri May 31 2024



# Average Speed By Hour

Traffic Overview from Wed May 1 2024 to Fri May 31 2024  
(60 Minute Resolution)



# Cumulative Speed Distribution Curve

## Traffic Overview from Wed May 1 2024 to Fri May 31 2024

